



**TABLE PLACE CHAIRS \_**  
The Collection 2022

Custom Furniture, Custom Manufactured

TOP

TABLE PLACE CHAIRS \_

Hotel Astra, Vevey

Architect: Linea Lombardo / Photography: Andrea Ceriani

THE COLLECTION 2022

[tableplacechairs.com/usa](http://tableplacechairs.com/usa)

CONTENTS

---

**INTRODUCTION P.4**

- Who We Are **P.5**
- Locations **P.6**
- Sustainability **P.8**
- Our Configurator **P.10**
- RIGA Testing **P.12**

---

**TABLES P.15**

- Co-Create Tables **P.16**
- Coffee Tables **P.20**
- Dining & Bar Tables **P.26**
- Wigwam Tables **P.28**
- Table Tops **P.32**
- Table Bases **P.48**
- Accessories **P.55**
- Compatibility Table **P.56**

---

**PLACE P.61**

- Circle of Life **P.62**

---

**CHAIRS P.69**

- Side Chairs **P.70**
- Barstools & Studio Stools **P.102**
- Lounge Chairs **P.122**
- Sofas **P.130**
- Modular **P.136**
- Banquette **P.144**
- Benches **P.150**
- Pouffes & Low Stools **P.156**

---

**OUTDOOR FURNITURE P.161**

- Outdoor Seating **P.162**
- Outdoor Table Tops **P.168**
- Outdoor Table Bases **P.172**
- Outdoor Tables **P.173**

---

**FABRICS & FINISHES P.175**

- Fabrics **P.176**
- Finishes **P.190**
- Metal Socks **P.194**

---

**ADDITIONAL INFO P.197**

- Technical Specification **P.198**
- Delivery & Packaging **P.198**

# making places for everyone \_

## STATE-OF-THE-ART SHOWROOM

Come see our new space, based  
in the heart of Clerkenwell!

We'll tailor each visit to you and  
your upcoming project, giving you  
full access to our specifications  
room.

Alternatively, use our space as  
your very own workspace for the  
day.

## about us \_

We are all about enabling people to procure on trend, customizable furniture and objects to make a place where you can belong, communicate and enjoy. We have a broad scope of clients ranging from the hospitality sector to the workspace, collaborating closely with the design, procurement and projects teams supporting the creation of amazing interiors. Furniture design and international supply is how we work with our clients offering the services tailored to them.



## crafting custom spaces \_

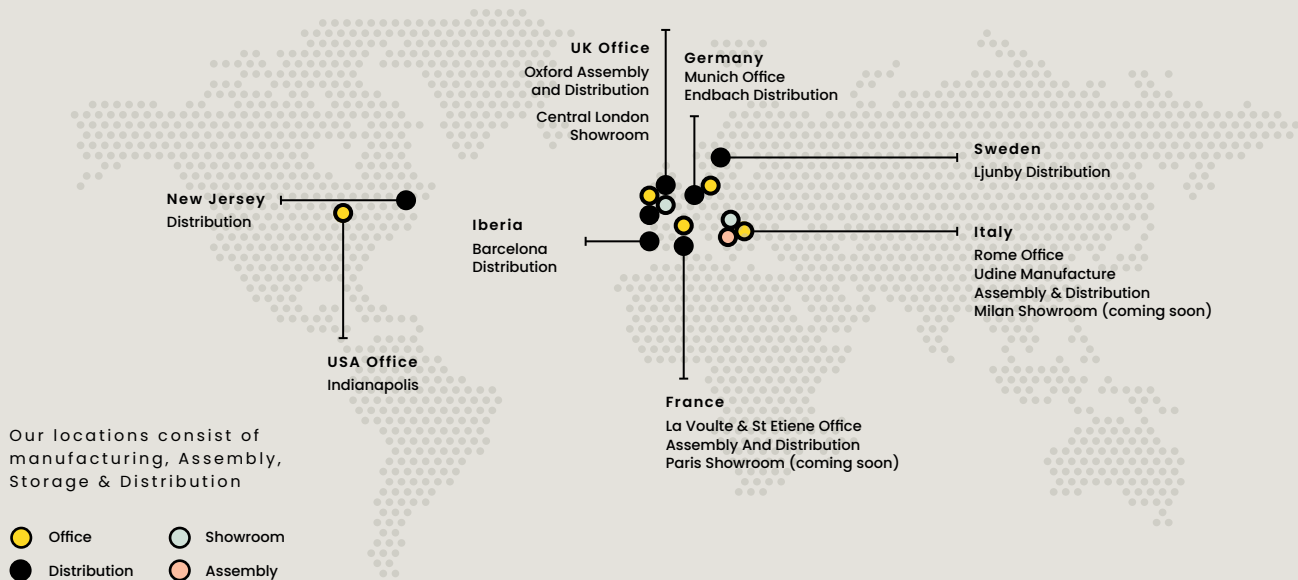
**COMPLETE DESIGN LED, CUSTOM FURNITURE RANGE**  
From sofas, modular seating, tables and interior objects that have countless customizations, stunning fabric options and a huge range of materials all available as standard.

**SPECIAL PROJECTS AND FURNITURE DESIGN**  
A service where we can work with you at the initial conception of a project offering custom design, specialist products and product sourcing for a one-off project or a number of locations.

**CONTRACT MANAGEMENT**  
Working with international brands and multi site operators in the fast food, hotel and co-working spaces where furniture design, management and logistical operations are required. This is often on a global scale and is great for brands to gain the economy of scale and brand management

# locations \_

Building our foundations to add value to international client partnerships



## London, UK

THE BANKING HALL, 74 GOSWELL ROAD  
CLERKENWELL, LONDON, EC1V 7DA, UK  
T: +44 (0)330 1222 400

## Oxfordshire, UK

177 BROOK DRIVE, MILTON PARK  
ABINGDON, OX14 4SD, UK  
T: +44 (0)330 1222 400

## Milano, Italia

VIA CROCEFISSO, 2 (MI)  
MILANO, ITALIA  
T: + 39 06 6220 5009

## Roma, Italia

VIA DELL'ARTIGIANATO 16, 00030  
SAN CESAREO, ITALY  
T: +39 06 6220 5009

## Baix, France

ZA LA MOTTE  
07210, BAIX, FRANCE  
T: +33 (0) 186 261 155

## New York, USA

COMING SOON

## München, Germany

UNTERFOHRING-MEDIA PARK  
3RD FLOOR, 85774, MUNICH, GERMANY  
T: +39 06 6220 5009

## Indianapolis, USA

10715 ANDRADE DRIVE  
ZIONSVILLE, INDIANA, 46077, USA  
T: 1-833-459-9403 (TOLL FREE NO.)

## Paris, France

COMING SOON



## Visit our London Design Hub

THE BANKING HALL  
74 GOSWELL ROAD  
CLERKENWELL  
LONDON  
EC1V 7DA

T: +44(0)0330 1222 117  
E: [INFO@TABLEPLACECHAIRS.COM](mailto:INFO@TABLEPLACECHAIRS.COM)  
Monday – Friday  
(except UK bank holidays)  
9am – 5pm

# sustainability

Co Space, Reading



“Protecting the environment is paramount  
for both us and future generations.”

## ENVIRONMENTAL & SOCIAL

We believe that environmental and ethical values should lie at the core of our vision for the future. Protecting the environment is paramount for both us and future generations. We understand that every product we produce has an environmental impact, but at Table Place Chairs\_ we are constantly striving to reduce this as far as possible.

To attain these goals, we constantly review best practice in manufacturing and logistical management to ensure your product is produced to the highest standards. These goals include resource, manufacture, logistics and waste management to reduce our carbon footprint through reduction of energy consumption, recycling and minimizing our waste to landfill.

## CIRCULAR ECONOMY

At Table Place Chairs\_ we understand that our products are designed for longevity and all our components can be put back into circulation. We strive to recycle our timber and work with a number of external resellers, recycling and salvage companies that will re-use, re-purpose and bring the materials back into circulation or dispose through a suitable process so we do not contribute to landfill waste. We have been awarded ‘zero waste to landfill’ over many years now.

## FSC & PEFC

As part of this commitment, Table Place Chairs\_ supply chain complies to FSC and PEFC Chain of Custody certification meaning that all wood we use is 100% responsibly sourced via chain of custody certification.

## FSC CHAIN OF CUSTODY CERTIFICATION

FSC works to take care of our forests and those who rely on them: by protecting plant and animal species, indigenous people’s rights, forest workers’ safety and much more. Through FSC certification, they’re helping to ensure that forests around the world are responsibly managed.

FSC chain of custody certification: applies to businesses that manufacture or sell forest products and confirms that FSC-certified material is handled and tracked correctly throughout the entire supply chain.

## PEFC CHAIN OF CUSTODY CERTIFICATION

PEFC is the world’s largest forest certification system. Like FSC, their standards seek to transform the way forests are managed to ensure that all of us can enjoy the environmental, social and economic benefits that forests offer.

To ensure that wood and wood-based products originate from sustainably managed forests, PEFC Chain of Custody certification outlines requirements for tracking certified material from the forest to the final product -ensuring that the wood contained in the product or product line originates from certified forests.

Being chain of custody certified by FSC and PEFC has enabled us to satisfy LEED and other environmental performance accreditations as well as positively contributing in helping us reduce our carbon footprint.

## PARTNERS & PROJECTS

Table Place Chairs\_ have partnered and designed products that have incorporated sustainable materials. To list a few we work with Smile Plastics, Forezzo, terrazzo, recycled glass and Jesmonite. We are working with design teams and brands to incorporate sustainable materials within their schemes.

A separate brochure detailing our sustainability policies is available on request.



Smile Plastics  
reimagined materials designed to inspire

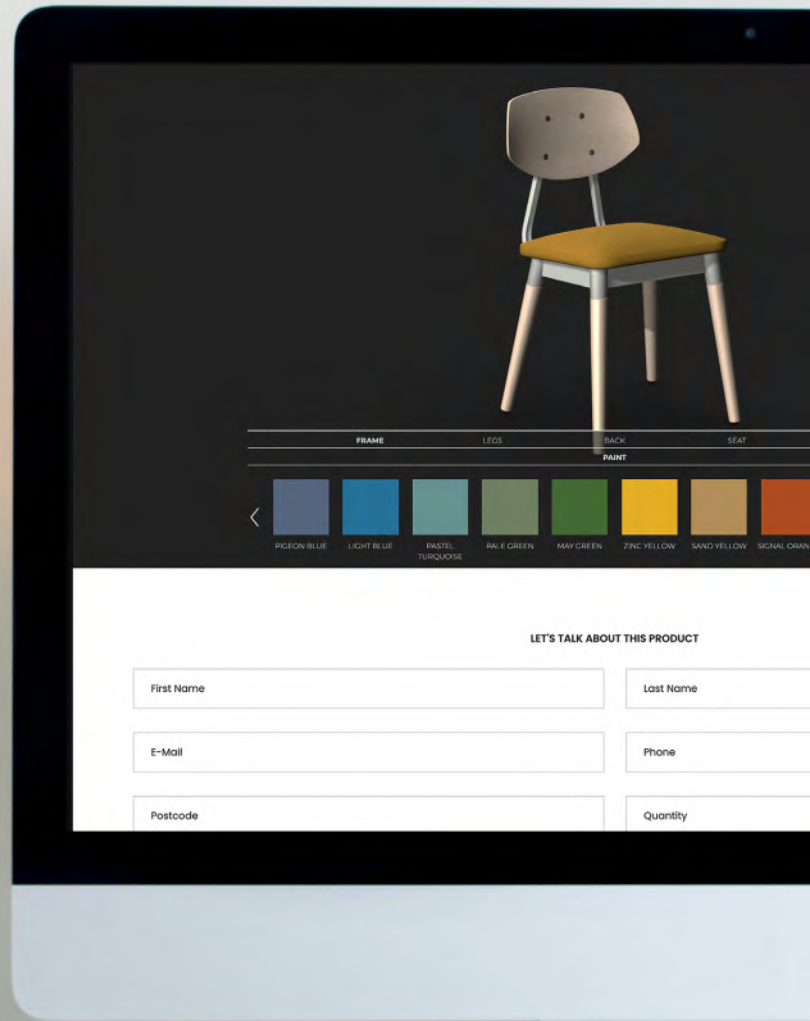


FOREZZO®

JESMONITE™

VOLUME

# our configurator \_



“giving customers better control of the design process, and allowing them to tailor every detail of their furniture”

# customize your furniture\_

We understand the importance of choice and customization in the hospitality furniture industry, so have developed a state of the art product configurator. Here you are able to customize up to 7 different parts of a chair in a choice of over 420 fabrics, 20 wood finishes and 20 RAL colours... so there's literally millions (or sometimes billions) of ways of configuring a product.

The process uses CAD and 3D modelling software, which enables architects and designers to incorporate the furniture into their plans in enhanced detail, so they can give clients a more accurate impression of the finished product.



CHOOSE FROM 40  
WOOD/RAL FINISHES



CHOOSE FROM  
OVER 40 FABRICS



DOWNLOAD  
CAD/3D FILES.

SAVE YOUR IMAGES FOR USE IN  
PRESENTATIONS AND AS PART  
OF THE ORDERING PROCESS.

# RIGA testing



The world's first hospitality dedicated endurance standard. Created by the industry, for the industry.

## quality in production\_

RIGA is an independent hospitality & commercial furniture testing house which owns advanced equipment to perform a wide range of furniture tests.

We found that products tested to severe British furniture standards were failing in the contract environment, so we realized that hospitality needed its own endurance standard.

Thus we created our very own furniture standard to meet the safety of the heavy-use environments of the public sector.



## the RIGAtest procedure\_

**FOUNDATION:** The products are tested to established British standards of endurance contract level 2, and also BIFMA which is the American furniture standard.

**ADDITIONAL UNIQUE TESTS:** In addition to this they are also subjected to additional tests derived from the challenges of the hospitality trade. If the product passes, the product is RIGATEST certified and deemed fit for purpose for the Hospitality public sector.

**bsi. BIFMA**

TESTED TO ESTABLISHED FURNITURE STANDARDS IN THE FIELD.

**RIGA**

ADDITIONAL UNIQUE TESTS DERIVED FROM THE CHALLENGES OF THE HOSPITALITY TRADE.

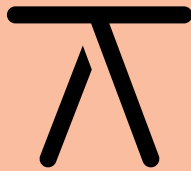


FSC SOURCED TIMBER IS USED FOR MANUFACTURING.

TABLE PLACE CHAIRS \_



Co-Space, Reading



Co-Create Tables **P.16** / Coffee Tables **P.20** /  
Dining & Bar Tables **P.26** / Wigwam Tables **P.28** /  
Table Tops **P.32** / Table Bases **P.48** / Accessories **P.55** /  
Compatibility Table **P.56**



MEET THE  
**co-create family**

*"The industrial table, a perfect combination of wood and steel. A reclaimed wooden table top combined with a solid "X" steel frame gives a uniquely rustic look to this co-create table, simple yet captivating."*

DAN GILLMORE | PRODUCT INNOVATION

Bath Court Student Accommodation, Birmingham



A workbench style communal table range with a variety of table top finishes and leg frames. Customize with our finishes range and add power, lighting or charging units.



PRODUCTS IN THIS RANGE:



CO-CREATE **X-FRAME**



CO-CREATE **A-FRAME**



CO-CREATE **U-FRAME**



CO-CREATE **BENCH**

STATE-OF-THE-ART CONFIGURATOR

Interact with the Co-Create in real time.



CUSTOMIZE WITH ELECTRICAL ACCESSORIES

Territory-specific power outlets available.



VIEW OUR ACCESSORIES ON PAGE 55



## CO-CREATE TABLE 1.0

A steel leg frame for the Co Create table system, heavy duty steel section engineered for taking the range of tabletops. Available in a clear lacquer to show the character of raw steel or can be powdercoated to a standard RAL color to fit your scheme.


- BASES ARE FITTED 5.9" IN FROM THE EDGE OF THE TABLE TOP
- LEGS AVAILABLE IN STANDARD RAL COLOURS



### 1 CO-CREATE: CHOOSE YOUR LEGS


#### A-FRAME 1.01




DIMENSIONS (inch)	MATERIALS
 <p>H: 28.75 W: 33.47 D: 3.15</p>	Steel, powdercoated in any standard RAL


#### U-FRAME 1.02



DIMENSIONS (inch)	MATERIALS
 <p>H: 28.75 W: 25.6 D: 1.97</p>	Steel, powdercoated in any standard RAL

#### X-FRAME 1.03



DIMENSIONS (inch)	MATERIALS
 <p>H: 28.75 W: 28.35 D: 3</p>	Steel, powdercoated in any standard RAL



See page 175 for fabrics & finishes

E&EO



**2 CO-CREATE: CHOOSE YOUR TABLE TOP**



**FIRENZE** P. 35      **HAMPSTEAD** P. 36      **BIANCO** P. 33      **VENICE** P. 45      **MORENO** P. 39

DIMENSIONS (inch)	Item number					BASE QTY REQUIRED
W:70.87 D:47.25	1.04	1.07	1.10	1.13	1.16	Two bases
W:94.49 D:47.25	1.05	1.08	1.11	1.14	1.17	Two bases
W:118.12 D:47.25	1.06	1.09	1.12	1.15	1.18	Three bases

**3 CO-CREATE: CHOOSE YOUR ELECTRICS**

**AIRCHARGE UNIT** 1.19



DIMENSIONS (inch)
H: 0.87 W: 3.51 D: 3.51

**POWER FLIP**




POWER SOCKETS	DIMENSIONS (inch)	DETAILS
<b>Three Sockets</b> 1.20	H: 3.15 W: 10.83 D: 5.99	Available with a variety of sockets and territory-specific power outlets. Available in black, silver and white.
<b>Four Sockets</b> 1.21	H: 3.15 W: 13.39 D: 5.99	
<b>Five Sockets</b> 1.22	H: 3.15 W: 15.95 D: 5.99	
<b>Six Sockets</b> 1.23	H: 3.15 W: 18.51 D: 5.99	

**USB AND CAT6 DATA OUTLETS**

**BRASS FIXED TABLE LAMP** 1.24



DIMENSIONS (inch)
H: 14.97 W: 7.09 D: 7.09



**BLACKPOOL COFFEE TABLE 2.0**

**BIANCO 2.01**



DIMENSIONS (inch)	TOP	FRAME
<p>H: 17.72 W: 23.63 D: 23.63</p>	Laminate top, brass effect laminate edge	Steel, powdercoated in any standard RAL

**EPSOM 2.02**



DIMENSIONS (inch)	TOP	FRAME
<p>H: 17.72 W: 23.63 D: 23.63</p>	Oak, in standard finishes	Steel, powdercoated in any standard RAL

**FIRENZE 2.03**



DIMENSIONS (inch)	TOP	FRAME
<p>H: 17.72 W: 23.63 D: 23.63</p>	Oak top in steel frame, in standard finishes	Steel, powdercoated in any standard RAL

**QUEENSTOWN 2.04**



DIMENSIONS (inch)	TOP	FRAME
<p>H: 17.72 W: 23.63 D: 23.63</p>	Copper, available in three patinas	Steel, powdercoated in any standard RAL



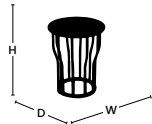
See page 175 for fabrics & finishes

E&EO



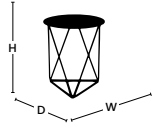
**GABBIA COFFEE TABLE 3.0**




DIMENSIONS (inch)	TOP	FRAME
 <p><b>H: 18.9 W: 16.93 D: 16.93</b></p>	Ash, in any standard finish	Ash, in any standard finish

**GEO COFFEE TABLE 4.0**



DIMENSIONS (inch)	TOP	FRAME
 <p><b>H: 17.72 W: 15.75 D: 15.75</b></p>	Steel, available in black, red, blue & grey	Steel, available in black, red, blue & grey



**JACK COFFEE TABLE 5.0**

**BIANCO 5.01**



DIMENSIONS (inch)	TOP	FRAME
<p>H: 17.72 W: 23.63 D: 23.63</p>	Laminate top, brass effect laminate edge	Steel, powdercoated in any standard RAL

**EPSOM 5.02**



DIMENSIONS (inch)	TOP	FRAME
<p>H: 17.72 W: 23.63 D: 23.63</p>	Oak, in standard finishes	Steel, powdercoated in any standard RAL

**FIRENZE 5.03**



DIMENSIONS (inch)	TOP	FRAME
<p>H: 17.72 W: 23.63 D: 23.63</p>	Oak top in steel frame, in standard finishes	Steel, powdercoated in any standard RAL

**QUEENSTOWN 5.04**



DIMENSIONS (inch)	TOP	FRAME
<p>H: 17.72 W: 23.63 D: 23.63</p>	Copper, available in three patinas	Steel, powdercoated in any standard RAL



See page 175 for fabrics & finishes

E&EO



**MONICA NETWORK TABLE 6.0**

**BIANCO 6.01**



DIMENSIONS (inch)	TOP	FRAME
<p>H: 25.6 W: 17.72 D: 11.82</p>	Marmo bianco laminate	Steel, powdercoated in any standard RAL

**CARRARA 6.02**



DIMENSIONS (inch)	TOP	FRAME
<p>H: 25.6 W: 17.72 D: 11.82</p>	Carrara marble	Steel, powdercoated in any standard RAL

**SOFT TOUCH 6.03**



DIMENSIONS (inch)	TOP	FRAME
<p>H: 25.6 W: 17.72 D: 11.82</p>	Soft touch laminate, available in standard colours	Steel, powdercoated in any standard RAL

**TERRAZZO 6.04**



DIMENSIONS (inch)	TOP	FRAME
<p>H: 25.6 W: 17.72 D: 11.82</p>	Terrazzo	Steel, powdercoated in any standard RAL

**TERRAZZO LAMINATE 6.05**



DIMENSIONS (inch)	TOP	FRAME
<p>H: 25.6 W: 17.72 D: 11.82</p>	Terrazzo laminate	Steel, powdercoated in any standard RAL

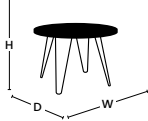
Registered design number: 009078652-0008



## OSWALD COFFEE TABLE 7.0

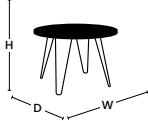
BIANCO 7.01



DIMENSIONS (inch)	TOP	FRAME
 <p>H: 17.33 W: 23.63 D: 23.63</p>	Laminate top, brass effect laminate edge	Steel, powdercoated in any standard RAL

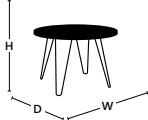
EPSOM 7.02



DIMENSIONS (inch)	TOP	FRAME
 <p>H: 17.33 W: 23.63 D: 23.63</p>	Oak, in standard finishes	Steel, powdercoated in any standard RAL

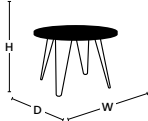
FIRENZE 7.03



DIMENSIONS (inch)	TOP	FRAME
 <p>H: 17.33 W: 23.63 D: 23.63</p>	Oak top in steel frame, in standard finishes	Steel, powdercoated in any standard RAL

QUEENSTOWN 7.04



DIMENSIONS (inch)	TOP	FRAME
 <p>H: 17.33 W: 23.63 D: 23.63</p>	Copper, available in three patinas	Steel, powdercoated in any standard RAL



See page 175 for fabrics & finishes

E&EO





**PENNY COFFEE TABLE 8.0**



DIMENSIONS (inch)	TOP	FRAME
<p>H: 17.72 W: 23.63 D: 23.63 8.01</p> <p>H: 23.63 W: 23.63 D: 23.63 8.02</p>	Beech, in any standard finish	Beech, in any standard finish

**PLATFORM COFFEE TABLE 9.0**



DIMENSIONS (inch)	TOP	FRAME
<p>H: 9.85 W: 32.29 D: 32.29</p>	Ash, in a natural finish	Steel, powdercoated in any standard RAL



SUITABLE FOR OUTDOORS



PLATFORM MODULAR SOFA ON PAGE 142

**PLECTRUM COFFEE TABLE 10.0**



DIMENSIONS (inch)	TOP	FRAME
<p>H: 22.25 W: 14.38 D: 21.26</p>	Oak veneered wood, in a black finish	Steel, powdercoated in any standard RAL

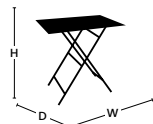
Registered design number: 008626444-0002



**ALIZE DINING TABLE 11.0**



**DIMENSIONS (inch)**



**H: 29.14 W: 27.56 D: 19.69**

**TOP**

Steel, powdercoated in limited colours

**FRAME**

Steel, powdercoated in limited colours



SUITABLE FOR OUTDOORS



FOLDING TABLE

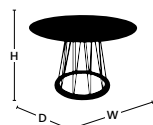


ALIZE SIDE CHAIR ON PAGE 70

**COMPASS DINING TABLE 12.0**



**DIMENSIONS (inch)**



12.01  
**H: 29.81 W: 47.25 D: 47.25**  
12.02  
**H: 29.81 W: 70.87 D: 70.87**

**TOP**

Oak, in any standard finish

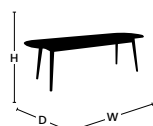
**FRAME**

Steel, powdercoated in any standard RAL

**MEL DINING TABLE 13.0**



**DIMENSIONS (inch)**



13.01  
**H: 29.14 W: 63 D: 29.53**  
13.02  
**H: 29.14 W: 94.49 D: 31.5**

**TOP**

Oak, in any standard finish

**FRAME**

Oak, in any standard finish



Showroom, London



See page 175 for fabrics & finishes

E&EO



**MILL TABLE 14.0**



DIMENSIONS (inch)	TOP	FRAME
<p>H: 29.14 W: 47.25 D: 27.96</p>	Limed mill	Steel, powdercoated in Grey RAL 7016



SUITABLE FOR OUTDOORS



CIGARETTE PROOF



MILL BENCH ON PAGE 189



MILL TABLE TOP ON PAGE 38



MILL STOOL ON PAGE 158

**MONTAGUE TABLE 15.0**

**DINING HEIGHT 15.01**



DIMENSIONS (inch)	TOP	FRAME
<p>H: 27.56 W: 47.25 D: 27.56</p>	Oak, in any standard finish	Steel, powdercoated in any standard RAL

**BAR HEIGHT 15.02**



DIMENSIONS (inch)	TOP	FRAME
<p>H: 41.34 W: 47.25 D: 27.56</p>	Oak, in any standard finish	Steel, powdercoated in any standard RAL

**SODA BAR TABLE 16.0**

**FIRENZE 16.01**



DIMENSIONS (inch)	TOP	FRAME
<p>H: 41.34 W: 3.15.71 D: 29.53</p>	Oak top in steel frame, in standard finishes	Steel, powdercoated in any standard RAL

**SEATTLE 16.02**



DIMENSIONS (inch)	TOP	FRAME
<p>H: 41.34 W: 3.15.71 D: 29.53</p>	Indoor table covered in Zinc, available in three patinas	Steel, powdercoated in any standard RAL

E&EO

See page 175 for fabrics & finishes



MEET THE  
**WIGWAM™ table**

*A fun, quirky addition to any agile office or co-working space,  
designed to be a great statement piece.*



Consists of 3x LED  
light bulbs



Remote light  
switches



6x power sockets &  
4x USB charging points



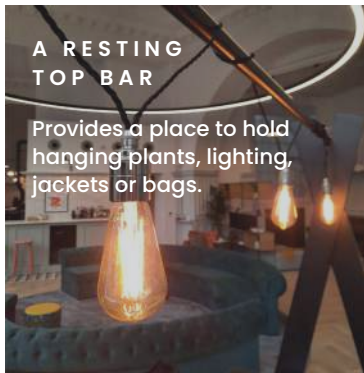
**SIZES AVAILABLE:**

**8 seater:** 86.62 x 97.64 x 37.41"

**6 seater:** 86.62 x 74.02 x 37.41"


Available as a six or eight-seater,  
the WigWam is designed to be  
a statement piece.

The WigWam table with its pleasing simplicity of construction, is a practical and fun addition to any space. Providing a place for impromptu meetings, catch-ups or collaborations with colleagues, the WigWam sits comfortably in a wide range of environments - from co-working spaces to cafés. The strength, affordability and versatility of the product has been key to its success.



**A RESTING TOP BAR**

Provides a place to hold hanging plants, lighting, jackets or bags.



**POWER SOCKETS**

Supplied territory specific.

**TABLES IN THIS RANGE:**



OAK FRAME AND BLACK TOP



OAK FRAME TOP



BLACK FRAME AND OAK TOP



BLACK FRAME AND TOP



**WIGWAM TABLES 17.0**

**BLACK FRAME / BLACK TOP**



DIMENSIONS (inch)	TOP	FRAME
<p><b>H: 86.62 W: 74.02</b>  <b>D: 37.41 17.01</b>  <b>H: 86.62 W: 97.64</b>  <b>D: 37.41 17.02</b></p>	Oak, in a black finish	Oak, in a black finish

**BLACK FRAME / NATURAL TOP**



DIMENSIONS (inch)	TOP	FRAME
<p><b>H: 86.62 W: 74.02</b>  <b>D: 37.41 17.03</b>  <b>H: 86.62 W: 97.64</b>  <b>D: 37.41 17.04</b></p>	Oak, in a natural finish	Oak, in a black finish

**NATURAL FRAME / BLACK TOP**




DIMENSIONS (inch)	TOP	FRAME
<p><b>H: 86.62 W: 74.02</b>  <b>D: 37.41 17.05</b>  <b>H: 86.62 W: 97.64</b>  <b>D: 37.41 17.06</b></p>	Oak, in a black finish	Oak, in a natural finish

**NATURAL FRAME / NATURAL TOP**



DIMENSIONS (inch)	TOP	FRAME
<p><b>H: 86.62 W: 74.02</b>  <b>D: 37.41 17.07</b>  <b>H: 86.62 W: 97.64</b>  <b>D: 37.41 17.08</b></p>	Oak, in a natural finish	Oak, in a natural finish



ALL WIGWAMS COME WITH POWER AND LIGHTING

Registered design number: 005704541-0001



See page 175 for fabrics & finishes


E&EO



Co-space, Reading

**ALBERTA TABLE TOP 18.0**

Natural brass covered table top.



VARIATION	DIMENSIONS (inch)	ITEM NUMBER
	<b>H: 1.58 W: 23.63 D: 27.56</b>	18.01
	<b>H: 1.58 W: 27.56 D: 31.5</b>	18.02
	<b>H: 1.58 W: 43.31 D: 27.56</b>	18.03
	<b>H: 1.58 W: 47.25 D: 31.5</b>	18.04
	<b>H: 1.58 W: 70.87 D: 27.56</b>	18.05
	<b>H: 1.58 W: 70.87 D: 47.25</b>	18.06
	<b>H: 1.58 W: 94.49 D: 47.25</b>	18.07
	<b>H: 1.58 W: 118.12 D: 47.25</b>	18.08
	<b>H: 1.58 W: 23.63 D: 23.63</b>	18.09
	<b>H: 1.58 W: 27.56 D: 27.56</b>	18.10
	<b>H: 1.58 W: 31.5 D: 31.5</b>	18.11
	<b>H: 1.58 DIA: 23.63</b>	18.12
	<b>H: 1.58 DIA: 27.56</b>	18.13
	<b>H: 1.58 DIA: 31.5</b>	18.14



See page 175 for fabrics & finishes

E&EO



## BIANCO TABLE TOP 19.0

Marmo bianco laminate with brass-effect edge.



VARIATION	DIMENSIONS (inch)	ITEM NUMBER
	H: 1.19 W: 23.63 D: 27.56	19.01
	H: 1.19 W: 27.56 D: 31.5	19.02
	H: 1.19 W: 43.31 D: 27.56	19.03
	H: 1.19 W: 47.25 D: 31.5	19.04
	H: 1.19 W: 70.87 D: 27.56	19.05
	H: 1.19 W: 70.87 D: 47.25	19.06
	H: 1.19 W: 94.49 D: 47.25	19.07
	H: 1.19 W: 118.12 D: 47.25	19.08
	H: 1.19 W: 23.63 D: 23.63	19.09
	H: 1.19 W: 27.56 D: 27.56	19.10
	H: 1.19 W: 31.5 D: 31.5	19.11
	H: 1.19 DIA: 23.63	19.12
	H: 1.19 DIA: 27.56	19.13
	H: 1.19 DIA: 31.5	19.14
	H: 1.19 DIA: 39.38	19.15
	H: 1.19 DIA: 47.25	19.16



**EPSOM TABLE TOP 20.0**

Solid oak table top.



VARIATION	DIMENSIONS (inch)	ITEM NUMBER
	<b>H: 1.26 W: 23.63 D: 27.56</b>	20.01
	<b>H: 1.26 W: 27.56 D: 31.5</b>	20.02
	<b>H: 1.26 W: 43.31 D: 27.56</b>	20.03
	<b>H: 1.26 W: 47.25 D: 31.5</b>	20.04
	<b>H: 1.26 W: 70.87 D: 27.56</b>	20.05
	<b>H: 1.26 W: 23.63 D: 23.63</b>	20.06
	<b>H: 1.26 W: 27.56 D: 27.56</b>	20.07
	<b>H: 1.26 W: 31.5 D: 31.5</b>	20.08
	<b>H: 1.26 DIA: 23.63</b>	20.09
	<b>H: 1.26 DIA: 27.56</b>	20.10
	<b>H: 1.26 DIA: 31.5</b>	20.11
	<b>H: 1.26 DIA: 39.38</b>	20.12
	<b>H: 1.26 DIA: 47.25</b>	20.13



See page 175 for fabrics & finishes

E&EO

## FIRENZE TABLE TOP 21.0

Oak top in steel frame, available in any standard finish.



VARIATION	DIMENSIONS (inch)	ITEM NUMBER
	<b>H:</b> 1.58 <b>W:</b> 23.63 <b>D:</b> 27.56	21.01
	<b>H:</b> 1.58 <b>W:</b> 27.56 <b>D:</b> 31.5	21.02
	<b>H:</b> 1.58 <b>W:</b> 43.31 <b>D:</b> 27.56	21.03
	<b>H:</b> 1.58 <b>W:</b> 47.25 <b>D:</b> 31.5	21.04
	<b>H:</b> 1.58 <b>W:</b> 70.87 <b>D:</b> 27.56	21.05
	<b>H:</b> 1.58 <b>W:</b> 70.87 <b>D:</b> 47.25	21.06
	<b>H:</b> 1.58 <b>W:</b> 94.49 <b>D:</b> 47.25	21.07
	<b>H:</b> 1.58 <b>W:</b> 118.12 <b>D:</b> 47.25	21.08
	<b>H:</b> 1.58 <b>W:</b> 23.63 <b>D:</b> 23.63	21.09
	<b>H:</b> 1.58 <b>W:</b> 27.56 <b>D:</b> 27.56	21.10
	<b>H:</b> 1.58 <b>W:</b> 31.5 <b>D:</b> 31.5	21.11
	<b>H:</b> 1.58 <b>DIA:</b> 23.63	21.12
	<b>H:</b> 1.58 <b>DIA:</b> 27.56	21.13
	<b>H:</b> 1.58 <b>DIA:</b> 31.5	21.14
	<b>H:</b> 1.58 <b>DIA:</b> 39.38	21.15
	<b>H:</b> 1.58 <b>DIA:</b> 47.25	21.16





## HAMPSTEAD TABLE TOP 22.0

Oak veneered plywood, in any standard finish.



VARIATION	DIMENSIONS (inch)	ITEM NUMBER
	<b>H: 1.58 W: 23.63 D: 27.56</b>	22.01
	<b>H: 1.58 W: 27.56 D: 31.5</b>	22.02
	<b>H: 1.58 W: 43.31 D: 27.56</b>	22.03
	<b>H: 1.58 W: 47.25 D: 31.5</b>	22.04
	<b>H: 1.58 W: 70.87 D: 27.56</b>	22.05
	<b>H: 1.58 W: 70.87 D: 47.25</b>	22.06
	<b>H: 1.58 W: 94.49 D: 47.25</b>	22.07
	<b>H: 1.58 W: 118.12 D: 47.25</b>	22.08
	<b>H: 1.58 W: 23.63 D: 23.63</b>	22.09
	<b>H: 1.58 W: 27.56 D: 27.56</b>	22.10
	<b>H: 1.58 W: 31.5 D: 31.5</b>	22.11
	<b>H: 1.58 DIA: 23.63</b>	22.12
	<b>H: 1.58 DIA: 27.56</b>	22.13
	<b>H: 1.58 DIA: 31.5</b>	22.14
	<b>H: 1.58 DIA: 39.38</b>	22.15
	<b>H: 1.58 DIA: 47.25</b>	22.16





See page 175 for fabrics & finishes

E&EO

## LAMSTAR TABLE TOP 23.0

An outdoor solid high pressure laminate table top, available in black or white.



SUITABLE FOR  
OUTDOORS

VARIATION	DIMENSIONS (inch)	ITEM NUMBER
	<b>H: 0.4 W: 23.63 D: 27.56</b>	23.01
	<b>H: 0.4 W: 27.56 D: 31.5</b>	23.02
	<b>H: 0.4 W: 23.63 D: 23.63</b>	23.03
	<b>H: 0.4 W: 27.56 D: 27.56</b>	23.04
	<b>H: 0.4 W: 31.5 D: 31.5</b>	23.05
	<b>H: 0.4 DIA: 23.63</b>	23.06
	<b>H: 0.4 DIA: 27.56</b>	23.07
	<b>H: 0.4 DIA: 31.5</b>	23.08



**MILL TABLE TOP 24.0**

Wood effect composite resin in Grey RAL 7016 steel frame.



SUITABLE FOR OUTDOORS



CIGARETTE PROOF



MILL BENCH ON PAGE 189


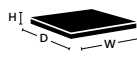


MILL TABLE ON PAGE 27



MILL STOOL ON PAGE 158

**LIMED**

	VARIATION	DIMENSIONS (inch)
		H:1.58 W:27.56 D:27.56



See page 175 for fabrics & finishes

E&EO

## MORENO TABLE TOP 25.0

Planked top with solid timber edge.




VARIATION	DIMENSIONS (inch)	ITEM NUMBER
	H: 1.58 W: 23.63 D: 27.56	25.01
	H: 1.58 W: 27.56 D: 31.5	25.02
	H: 1.58 W: 43.31 D: 27.56	25.03
	H: 1.58 W: 47.25 D: 31.5	25.04
	H: 1.58 W: 70.87 D: 27.56	25.05
	H: 1.58 W: 70.87 D: 47.25	25.06
	H: 1.58 W: 94.49 D: 47.25	25.07
	H: 1.58 W: 118.12 D: 47.25	25.08
	H: 1.58 W: 23.63 D: 23.63	25.09
	H: 1.58 W: 27.56 D: 27.56	25.10
	H: 1.58 W: 31.5 D: 31.5	25.11
	H: 1.58 DIA: 23.63	25.12
	H: 1.58 DIA: 27.56	25.13
	H: 1.58 DIA: 31.5	25.14
	H: 1.58 DIA: 39.38	25.15
	H: 1.58 DIA: 47.25	25.16





## QUEENSTOWN TABLE TOP 26.0

Copper wrapped table top, available in three patinas.



VARIATION	DIMENSIONS (inch)	ITEM NUMBER
	<b>H: 1.58 W: 23.63 D: 27.56</b>	26.01
	<b>H: 1.58 W: 27.56 D: 31.5</b>	26.02
	<b>H: 1.58 W: 43.31 D: 27.56</b>	26.03
	<b>H: 1.58 W: 47.25 D: 31.5</b>	26.04
	<b>H: 1.58 W: 70.87 D: 27.56</b>	26.05
	<b>H: 1.58 W: 23.63 D: 23.63</b>	26.06
	<b>H: 1.58 W: 27.56 D: 27.56</b>	26.07
	<b>H: 1.58 W: 31.5 D: 31.5</b>	26.08
	<b>H: 1.58 DIA: 23.63</b>	26.09
	<b>H: 1.58 DIA: 27.56</b>	26.10
	<b>H: 1.58 DIA: 31.5</b>	26.11



See page 175 for fabrics & finishes

E&EO



## ROBINIA TABLE TOP 27.0

An outdoor wooden slatted table top in solid robinia wood.



SUITABLE FOR  
OUTDOORS

VARIATION	DIMENSIONS (inch)	ITEM NUMBER
	<b>H: 0.71 W: 23.63 D: 23.63</b>	27.01
	<b>H: 0.71 W: 27.56 D: 27.56</b>	27.02
	<b>H: 0.71 W: 31.5 D: 31.5</b>	27.03
	<b>H: 0.71 DIA: 23.63</b>	27.04
	<b>H: 0.71 DIA: 27.56</b>	27.05
	<b>H: 0.71 DIA: 31.5</b>	27.06



**SAN TELMO TABLE TOP 28.0**

Solid timber mounted on steel box frame.



VARIATION	DIMENSIONS (inch)	ITEM NUMBER
	<b>H: 2.05 W: 23.63 D: 27.56</b>	28.01
	<b>H: 2.05 W: 27.56 D: 31.5</b>	28.02
	<b>H: 2.05 W: 43.31 D: 27.56</b>	28.03
	<b>H: 2.05 W: 47.25 D: 31.5</b>	28.04
	<b>H: 2.05 W: 70.87 D: 27.56</b>	28.05
	<b>H: 2.05 W: 23.63 D: 23.63</b>	28.06
	<b>H: 2.05 W: 27.56 D: 27.56</b>	28.07
	<b>H: 2.05 W: 31.5 D: 31.5</b>	28.08




See page 175 for fabrics & finishes

E&EO

## SEATTLE TABLE TOP 29.0

Indoor table covered in Zinc, available in three patinas.




VARIATION	DIMENSIONS (inch)	ITEM NUMBER
	<b>H: 1.58 W: 23.63 D: 27.56</b>	29.01
	<b>H: 1.58 W: 27.56 D: 31.5</b>	29.02
	<b>H: 1.58 W: 43.31 D: 27.56</b>	29.03
	<b>H: 1.58 W: 47.25 D: 31.5</b>	29.04
	<b>H: 1.58 W: 70.87 D: 27.56</b>	29.05
	<b>H: 1.58 W: 23.63 D: 23.63</b>	29.06
	<b>H: 1.58 W: 27.56 D: 27.56</b>	29.07
	<b>H: 1.58 W: 31.5 D: 31.5</b>	29.08
	<b>H: 1.58 DIA: 23.63</b>	29.09
	<b>H: 1.58 DIA: 27.56</b>	29.10
	<b>H: 1.58 DIA: 31.5</b>	29.11

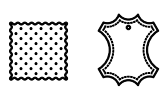


## TUSCANY TABLE TOP 30.0

Carrara marble with brushed brass edge,



VARIATION	DIMENSIONS (inch)	ITEM NUMBER
	<b>H: 1.58 W: 23.63 D: 27.56</b>	30.01
	<b>H: 1.58 W: 27.56 D: 31.5</b>	30.02
	<b>H: 1.58 W: 43.31 D: 27.56</b>	30.03
	<b>H: 1.58 W: 47.25 D: 31.5</b>	30.04
	<b>H: 1.58 W: 70.87 D: 27.56</b>	30.05
	<b>H: 1.58 W: 23.63 D: 23.63</b>	30.06
	<b>H: 1.58 W: 27.56 D: 27.56</b>	30.07
	<b>H: 1.58 W: 31.5 D: 31.5</b>	30.08
	<b>H: 1.58 DIA: 23.63</b>	30.09
	<b>H: 1.58 DIA: 27.56</b>	30.10
	<b>H: 1.58 DIA: 31.5</b>	30.11
	<b>H: 1.58 DIA: 39.38</b>	30.12
	<b>H: 1.58 DIA: 47.25</b>	30.13





See page 175 for fabrics & finishes

E&EO

## VENICE TABLE TOP 31.0

Plywood with a soft touch laminate top, available in standard colours.



VARIATION	DIMENSIONS (inch)	ITEM NUMBER
	H: 1.19 W: 23.63 D: 27.56	31.01
	H: 1.19 W: 27.56 D: 31.5	31.02
	H: 1.19 W: 43.31 D: 27.56	31.03
	H: 1.19 W: 47.25 D: 31.5	31.04
	H: 1.19 W: 70.87 D: 27.56	31.05
	H: 1.19 W: 70.87 D: 47.25	31.06
	H: 1.19 W: 94.49 D: 47.25	31.07
	H: 1.19 W: 118.12 D: 47.25	31.08
	H: 1.19 W: 23.63 D: 23.63	31.09
	H: 1.19 W: 27.56 D: 27.56	31.10
	H: 1.19 W: 31.5 D: 31.5	31.11
	H: 1.19 DIA: 23.63	31.12
	H: 1.19 DIA: 27.56	31.13
	H: 1.19 DIA: 31.5	31.14
	H: 1.19 DIA: 39.38	31.15
	H: 1.19 DIA: 47.25	31.16



White Soft Touch



Black Soft Touch



Burnt Red Soft Touch




Blue Soft Touch



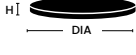


**VERSATOP TABLE TOP 32.0**

Outdoor resin composite table top.  
Available in black or white.



**SUITABLE FOR  
OUTDOORS**

VARIATION	DIMENSIONS (inch)	ITEM NUMBER
	<b>H: 1.19 W: 23.63 D: 27.56</b>	32.01
	<b>H: 1.19 W: 23.63 D: 23.63</b>	32.02
	<b>H: 1.19 W: 27.56 D: 27.56</b>	32.03
	<b>H: 1.19 W: 31.5 D: 31.5</b>	32.04
	<b>H: 1.19 DIA: 23.63</b>	32.05
	<b>H: 1.19 DIA: 27.56</b>	32.06
	<b>H: 1.19 DIA: 31.5</b>	32.07



See page 175 for fabrics & finishes

E&EO

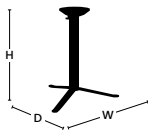
TABLE PLACE CHAIRS\_



Gails Bakery, London

**ADAPTABLE FLIP BASE 33.0**



DIMENSIONS (inch)	MATERIALS
 <p>H: 28.35 W: 23.63 D: 23.63</p>	Galvanised steel, powdercoated in any standard RAL



SUITABLE FOR OUTDOORS

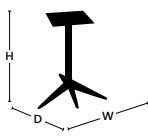


STACKABLE

Registered design: 009078652-0007

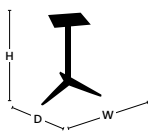
**BETA FOUR TABLE BASE 34.0**



DIMENSIONS (inch)	MATERIALS
 <p>H: 28.75 W: 25.6 D: 25.6</p>	Steel, powdercoated in any standard RAL

**BETA THREE TABLE BASE 35.0**



DIMENSIONS (inch)	MATERIALS
 <p>H: 28.75 W: 22.05 D: 22.05</p>	Steel, powdercoated in any standard RAL



See page 175 for fabrics & finishes

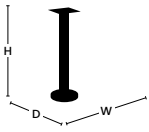
E&EO





**COLUMN 36.0**

**TABLE BASE**



**DIMENSIONS (inch)**

**COFFEE BASE 36.01**



**H: 17.72 W: 9.06 D: 9.06**

**DINING BASE 36.02**



**H: 27.56 W: 9.06 D: 9.06**

**BAR BASE 36.03**



**H: 39.38 W: 9.06 D: 9.06**

**MATERIALS**

Steel, powdercoated in any standard RAL

Steel, powdercoated in any standard RAL

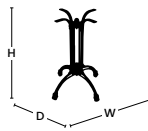
Steel, powdercoated in any standard RAL

**CONTINENTAL 37.0**

**SINGLE DINING BASE 37.01**



**DIMENSIONS (inch)**



**H: 27.37 W: 17.72 D: 17.72**

**MATERIALS**

Steel, powdercoated in any standard RAL

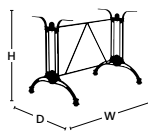


**SUITABLE FOR OUTDOORS**

**TWIN DINING BASE 37.02**



**DIMENSIONS (inch)**



**H: 27.37 W: 35.04 D: 17.72**

**MATERIALS**

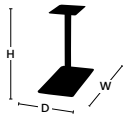
Steel, powdercoated in any standard RAL



**SUITABLE FOR OUTDOORS**



**IN BASE RECTANGULAR 38.0**



**DINING BASE 38.01**



**BAR BASE 38.02**



**DIMENSIONS (inch)**

**H: 28.75 W: 16.54 D: 23.63**

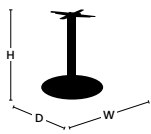
**H: 43.31 W: 16.54 D: 23.63**

**MATERIALS**

Steel, powdercoated in any standard RAL

Steel, powdercoated in any standard RAL

**IN BASE ROUND LARGE 39.0**



**COFFEE BASE 39.01**



**DINING BASE 39.02**



**BAR BASE 39.03**



**DIMENSIONS (inch)**

**H: 18.51 W: 23.63 D: 23.63**

**H: 28.35 W: 23.63 D: 23.63**

**H: 43.31 W: 23.63 D: 23.63**

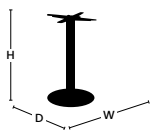
**MATERIALS**

Steel, powdercoated in any standard RAL

Steel, powdercoated in any standard RAL

Steel, powdercoated in any standard RAL

**IN BASE ROUND SMALL 40.0**



**COFFEE BASE 40.01**



**DINING BASE 40.02**



**BAR BASE 40.03**



**DIMENSIONS (inch)**

**H: 18.51 W: 15.75 D: 15.75**

**H: 28.35 W: 15.75 D: 15.75**

**H: 43.31 W: 15.75 D: 15.75**

**MATERIALS**

Steel, powdercoated in any standard RAL

Steel, powdercoated in any standard RAL

Steel, powdercoated in any standard RAL

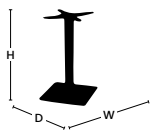


See page 175 for fabrics & finishes

E&EO



**IN BASE SQUARE LARGE 41.0**



**COFFEE BASE 41.01**



**DINING BASE 41.02**



**BAR BASE 41.03**



**DIMENSIONS (inch)**

**H: 18.51 W: 23.63 D: 23.63**

**H: 28.35 W: 23.63 D: 23.63**

**H: 43.31 W: 23.63 D: 23.63**

**MATERIALS**

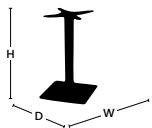
Steel, powdercoated in any standard RAL

Steel, powdercoated in any standard RAL

Steel, powdercoated in any standard RAL

**IN BASE SQUARE SMALL 42.0**

**SMALL BASE**



**COFFEE BASE 42.01**



**DINING BASE 42.02**



**BAR BASE 42.03**



**DIMENSIONS (inch)**

**H: 18.51 W: 15.75 D: 15.75**

**H: 28.35 W: 15.75 D: 15.75**

**H: 43.31 W: 15.75 D: 15.75**

**MATERIALS**

Steel, powdercoated in any standard RAL

Steel, powdercoated in any standard RAL

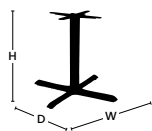
Steel, powdercoated in any standard RAL



Arashi, Rome



## MARLO TWO SEATER BASE 43.0



## COFFEE BASE 43.01



## DINING BASE 43.02



## BAR BASE 43.03



## DIMENSIONS (inch)

H: 18.51 W: 16.93 D: 16.93

H: 28.35 W: 16.93 D: 16.93

H: 42.33 W: 16.93 D: 16.93

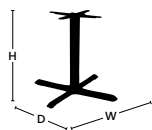
## MATERIALS

Steel, powdercoated in any standard RAL

Steel, powdercoated in any standard RAL

Steel, powdercoated in any standard RAL

## MARLO FOUR SEATER BASE 44.0



## COFFEE BASE 44.01



## DINING BASE 44.02



## BAR BASE 44.03



## DIMENSIONS (inch)

H: 18.51 W: 22.05 D: 22.05

H: 28.35 W: 22.05 D: 22.05

H: 42.33 W: 22.05 D: 22.05

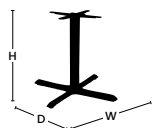
## MATERIALS

Steel, powdercoated in any standard RAL

Steel, powdercoated in any standard RAL

Steel, powdercoated in any standard RAL

## MARLO SIX SEATER BASE 45.0



## COFFEE BASE 45.01



## DINING BASE 45.02



## BAR BASE 45.03



## DIMENSIONS (inch)

H: 18.51 W: 23.23 D: 23.23

H: 28.35 W: 23.23 D: 23.23

H: 42.33 W: 23.23 D: 23.23

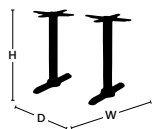
## MATERIALS

Steel, powdercoated in any standard RAL

Steel, powdercoated in any standard RAL

Steel, powdercoated in any standard RAL

## MARLO TWIN BASE 46.0



## COFFEE BASE 46.01



## DINING BASE 46.02



## BAR BASE 46.03



## DIMENSIONS (inch)

H: 18.51 D: 21.66 W: 21.66

H: 28.35 D: 21.66 W: 21.66

H: 42.33 D: 21.66 W: 21.66

## MATERIALS

Steel, powdercoated in any standard RAL

Steel, powdercoated in any standard RAL

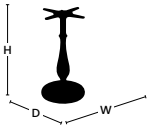
Steel, powdercoated in any standard RAL



See page 175 for fabrics &amp; finishes

E&amp;EO

**PROMENADE SMALL BASE 47.0**



**DINING BASE 47.01**



**BAR BASE 47.02**



**DIMENSIONS (inch)**

**H: 27.96 W: 15.75 D: 15.75**

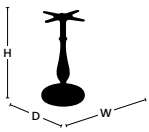
**H: 43.31 W: 15.75 D: 15.75**

**MATERIALS**

Steel, powdercoated in any standard RAL

Steel, powdercoated in any standard RAL

**PROMENADE LARGE BASE 48.0**



**DINING BASE 48.01**



**BAR BASE 48.02**



**DIMENSIONS (inch)**

**H: 27.96 W: 21.66 D: 21.66**

**H: 43.31 W: 21.66 D: 21.66**

**MATERIALS**

Steel, powdercoated in any standard RAL

Steel, powdercoated in any standard RAL

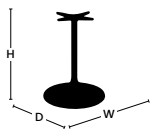


E&EO

See page 175 for fabrics & finishes



**TRUMPET SMALL BASE 49.0**



**COFFEE BASE 49.01**



**DINING BASE 49.02**



**BAR BASE 49.03**



**DIMENSIONS (inch)**

**H: 17.72 W: 16.93 D: 16.93**

**H: 28.35 W: 16.93 D: 16.93**

**H: 43.31 W: 16.93 D: 16.93**

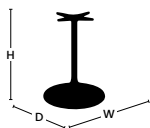
**MATERIALS**

Steel, powdercoated in any standard RAL

Steel, powdercoated in any standard RAL

Steel, powdercoated in any standard RAL

**TRUMPET LARGE BASE 50.0**



**COFFEE BASE 1.97.01**



**DINING BASE 1.97.02**



**BAR BASE 1.97.03**



**DIMENSIONS (inch)**

**H: 17.72 W: 21.66 D: 21.66**

**H: 28.35 W: 21.66 D: 21.66**

**H: 43.31 W: 21.66 D: 21.66**

**MATERIALS**

Steel, powdercoated in any standard RAL

Steel, powdercoated in any standard RAL

Steel, powdercoated in any standard RAL

**VICTORIANA LARGE BASE 51.0**



**THREE 51.01**



**FOUR 51.02**



**DIMENSIONS (inch)**

**H: 28.35 W: 15.36 D: 15.36**

**H: 28.35 W: 16.93 D: 16.93**

**MATERIALS**

Steel, powdercoated in any standard RAL

Steel, powdercoated in any standard RAL



See page 175 for fabrics & finishes

E&EO



**AIRCHARGE UNIT 52.0**



DIMENSIONS (inch)
H: 0.87 W: 3.51 D: 3.51

**POWER BLOCK 53.0**



DIMENSIONS (inch)
H: 3.15 W: 3.15 D: 3.15

**POWER FLIP 54.0**



POWER SOCKETS	DIMENSIONS (inch)	DETAILS
<b>Three Sockets</b> 54.01	H: 3.15 W: 10.83 D: 5.99	Available with a variety of sockets and territory-specific power outlets. Available in black, silver and white.
<b>Four Sockets</b> 54.02	H: 3.15 W: 13.39 D: 5.99	
<b>Five Sockets</b> 54.03	H: 3.15 W: 15.95 D: 5.99	
<b>Six Sockets</b> 54.04	H: 3.15 W: 18.51 D: 5.99	



USB AND CAT6 DATA OUTLETS



Knotel, Berners Street

E&EO

See page 175 for fabrics & finishes



TABLE TOP FINISHES:



MATCH A TABLE BASE TO A TABLE TOP:

	23.63x27.56	27.56x31.5	27.56x43.31	31.5x47.25	70.87x20.56	47.25x70.87	47.25x94.49	14.25x118.12	23.63x23.63	27.56x27.56	31.5x31.5	23.63	27.56	31.5	39.38	47.25
ADAPTABLE: FLIP BASE	1	1							1	1		1	1	1		
BETA THREE LARGE: DINING BASE	1	1	2	2					1	1	1	1	1	1	1	
BETA THREE SMALL: DINING BASE	1	1		2	2				1	1	1	1	1	1		
BETA FOUR LARGE: DINING BASE	1	1		2	2	2	2	3	1	1	1	1	1	1	1	1
BETA FOUR SMALL: DINING BASE	1	1	1		2				1	1		1	1	1		
COLUMN: BAR BASE	1	1	1	2	2				1	1	1	1	1	1	1	
COLUMN: COFFEE BASE	1	1	1	2	2				1	1	1	1	1	1	1	
COLUMN: DINING BASE	1	1	1	2	2				1	1	1	1	1	1	1	
CONTINENTAL DINING: SINGLE	1	1	2		2				1	1	1	1	1	1		
CONTINENTAL DINING: TWIN			1													
IN BASE ROUND LARGE: BAR BASE	1	1			2					1		1	1	1		
IN BASE ROUND LARGE: COFFEE BASE	1	1	1	2	2				1	1	1	1	1	1	1	1
IN BASE ROUND LARGE: DINING BASE	1	1	1	2	2				1	1	1	1	1	1	1	1
IN BASE ROUND SMALL: BAR BASE	1								1			1	1			
IN BASE ROUND SMALL: COFFEE BASE	1	1			2				1	1		1	1	1		

Circled 1, 2 and 3 denotes number of bases



See page 175 for fabrics & finishes

E&EO





	23.63x27.56	27.56x31.5	27.56x43.31	31.5x47.25	70.87x20.56	47.25x70.87	47.25x94.49	14.25x118.12	23.63x23.63	27.56x27.56	31.5x31.5	23.63	27.56	31.5	39.38	47.25
IN BASE ROUND SMALL: DINING BASE	1	1	2	2					1	1		1	1	1		
IN BASE SQUARE LARGE: BAR BASE	1	1	2	2						1		1	1	1		
IN BASE SQUARE LARGE: COFFEE BASE	1	1		2	2				1	1	1	1	1	1	1	
IN BASE SQUARE LARGE: DINING BASE	1	1		2	2				1	1	1	1	1	1	1	
IN BASE SQUARE SMALL: BAR BASE	1								1			1	1			
IN BASE SQUARE SMALL: COFFEE BASE	1	1			2				1	1		1	1	1		
IN BASE SQUARE SMALL: DINING BASE	1	1	2	2					1	1		1	1	1		
IN BASE RECTANGULAR: DINING	1	1	1		2											
IN BASE RECTANGULAR: BAR																
MARLO TWO SEATER: BAR BASE	1	1							1	1		1	1			
MARLO TWO SEATER: COFFEE BASE	1	1	2	2					1	1		1	1	1		
MARLO TWO SEATER: DINING BASE	1	1	2	2					1	1		1	1	1		
MARLO FOUR SEATER: BAR BASE	1	1	2	2					1	1		1	1	1		
MARLO FOUR SEATER: COFFEE BASE	1	1	2	2	2				1	1	1	1	1	1	1	
MARLO FOUR SEATER: DINING BASE	1	1	2	2	2				1	1	1	1	1	1	1	
MARLO SIX SEATER: BAR BASE	1	1	2	2	2				1	1	1	1	1	1	1	
MARLO SIX SEATER: COFFEE BASE	1	1	2	2	2	2	2	3	1	1	1	1	1	1	1	1
MARLO SIX SEATER: DINING BASE	1	1	2	2	2	2	2	3	1	1	1	1	1	1	1	1
MARLO TWIN: BAR BASE	1	1	1						1	1						
MARLO TWIN: COFFEE BASE	1	1	1	1	1				1	1	1					
MARLO TWIN: DINING BASE	1	1	1	1	1				1	1	1					
PROMENADE LARGE BASE: BAR BASE	1	1	2	2	2				1	1	1	1	1	1		
PROMENADE LARGE BASE: DINING BASE	1	1	2	2	2	2	2	3	1	1	1	1	1	1	1	1
PROMENADE SMALL BASE: BAR BASE	1	1	2		2				1	1		1	1	1		
PROMENADE SMALL BASE: DINING BASE	1	1	2		2				1	1		1	1	1		
TRUMPET LARGE BASE: BAR BASE	1	1	2		2				1	1		1	1	1		

Circled 1, 2 and 3 denotes number of bases





	23.63x27.56	27.56x31.5	27.56x43.31	31.5x47.25	70.87x20.56	47.25x70.87	47.25x94.49	14.25x18.12	23.63x23.63	27.56x27.56	31.5x31.5	23.63	27.56	31.5	39.38	47.25
TRUMPET LARGE BASE: COFFEE BASE	1	1		2	2	2	2	2	1	1	1	1	1	1	1	1
TRUMPET LARGE BASE: DINING BASE	1	1		2	2	2	2	3	1	1	1	1	1	1	1	1
TRUMPET SMALL BASE: BAR BASE	1								1			1				
TRUMPET SMALL BASE: COFFEE BASE	1	1	2		2				1	1		1	1			
TRUMPET SMALL BASE: DINING BASE	1	1	2		2				1	1		1	1			
CO-CREATE: A FRAME						2	2	3								
CO-CREATE: U FRAME						2	2	3								
CO-CREATE: X FRAME						2	2	3								
VICTORIANA: THREE STAR DINING BASE												1	1	1		
VICTORIANA: FOUR STAR DINING BASE									1	1	1	1	1	1		

Circled 1, 2 and 3 denotes number of bases



See page 175 for fabrics & finishes

E&EO

TABLE PLACE CHAIRS\_



Pasjoli, Santa Monica



Showroom, London



Circle of Life P.62

## CIRCLE OF LIFE 55.0

A structural free standing framework with hanging recycled plastic curtains, the sustainable answer to partitioning walls.

Available in a number of configurations. A great place to have impromptu meetings and quiet times.

**BUILD YOUR OWN**

1

**ADD SHELVES**

2



3 **ADD WAIVE MODULAR COMPONENTS**



AVAILABLE IN A CHOICE OF TRANSPARENT OR ACOUSTIC FABRICS, ALL FROM RECYCLED BOTTLES.



AVAILABLE IN SEPARATE PARTS TO CREATE YOUR OWN CONFIGURATION.



Recycled wood terrazzo shelving or FSC oak veneer  
**SEE P.64**



Waive Modular seating for internal and external  
**SEE P.65**




See page 175 for fabrics & finishes



**1 BUILD YOUR OWN**


**1980DIA CURVED SECTION**



FABRIC	FRAME	DIMENSIONS (inch)	
Acoustic curtains 55.01 Sheer curtains 55.02	Steel, powdercoated in any standard RAL		H: 78.75 W: 39.38 D: 11.42


**3600DIA CURVED SECTION**



FABRIC	FRAME	DIMENSIONS (inch)	
Acoustic curtains 55.03 Sheer curtains 55.04	Steel, powdercoated in any standard RAL		H: 78.75 W: 35.44 D: 8.27


**90 DEGREE SECTION**



FABRIC	FRAME	DIMENSIONS (inch)	
Acoustic curtains 55.05 Sheer curtains 55.06	Steel, powdercoated in any standard RAL		H: 78.75 W: 27.56 D: 10.24

**900 STRAIGHT SECTION**



FABRIC	FRAME	DIMENSIONS (inch)	
Acoustic curtains 55.07 Sheer curtains 55.08	Steel, powdercoated in any standard RAL		H: 78.75 W: 35.44 D: 6.3

SEE P.66 FOR CURTAIN OPTIONS

See page 175 for fabrics & finishes

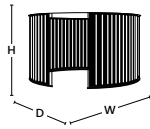


**PRE-CONFIGURED SIZES 55.0**

PLACE

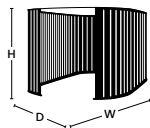
**COMPLETE**



FABRIC	FRAME	DIMENSIONS (inch)
Acoustic curtains 55.09 Sheer curtains 55.10	Steel, powdercoated in any standard RAL	 <p>H: 141.74 W: 141.74 D: 141.74</p>


**STADIUM**




FABRIC	FRAME	DIMENSIONS (inch)
Acoustic curtains 55.11 Sheer curtains 55.12	Steel, powdercoated in any standard RAL	 <p>H: 78.75 W: 141.74 D: 212.6</p>

**2 ADD SHELVES**


**FORESSO 55.13**



MATERIAL	FRAME	DIMENSIONS (inch)
Foresso	Steel, powdercoated in any standard RAL	 <p>H: 5.4 W: 38.51 D: 8.43</p>

**OAK VENEER 55.14**



MATERIAL	FRAME	DIMENSIONS (inch)
Stained oak veneer	Steel, powdercoated in any standard RAL	 <p>H: 5.4 W: 38.51 D: 8.43</p>



See page 175 for fabrics & finishes

E&EO

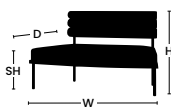


3

ADD WAIVE MODULAR SOFA COMPONENTS

EXTERNAL CURVE 55.15



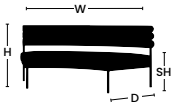
SEAT	BACK	FRAME	DIMENSIONS (inch)
CAT A	CAT A	Steel, powdercoated black	 <p>H: 30.32 W: 64.57 D: 24.34 SH: 16.86</p>
CAT B	CAT B		
CAT C	CAT C		
CAT D	CAT D		
CAT E	CAT E		

Registered design number: 008840730-0004

COM 5.7 LIN MTRS / 1PC

INTERNAL CURVE 55.16



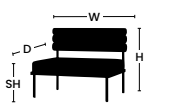
SEAT	BACK	FRAME	DIMENSIONS (inch)
CAT A	CAT A	Steel, powdercoated black	 <p>H: 30.32 W: 50.4 D: 24.34 SH: 16.86</p>
CAT B	CAT B		
CAT C	CAT C		
CAT D	CAT D		
CAT E	CAT E		

Registered design number: 008840730-0005

COM 5.5 LIN MTRS / 1PC

STRAIGHT 55.17



SEAT	BACK	FRAME	DIMENSIONS (inch)
CAT A	CAT A	Steel, powdercoated black	 <p>H: 30.32 W: 35.24 D: 24.34 SH: 16.86</p>
CAT B	CAT B		
CAT C	CAT C		
CAT D	CAT D		
CAT E	CAT E		

Registered design number: 009078652-0009

COM 5.4 LIN MTRS / 1PC



# circle of life \_

## ACOUSTIC & SHEER FABRIC OPTIONS

Responsibly sourced fabric from recycled plastics  
and 100% recyclable at end of life.

These fabrics meet the following requirements:



## ACOUSTIC FABRIC / COMFY



Black



Blue Green



Blue Grey



Copper




Dark Taupe



Light Grey



Natural



Off White



Stro



Yellow

## SHEER FABRIC / DANCE



USED PLASTIC PET BOTTLE  
CURTAINS. 100% PET.



Brown



Ecru



Furan Aqua Blue



Furan Grey



Furan Navy Blue



Gold Yellow



Grey Blue



Grey Green



Light Grey




Off White



Olive Green



Red Orange



Rust



Sand



Sea Blue



Taupe



Anthracite



Black

## SHEER FABRIC / FLAVOUR



USED PLASTIC PET BOTTLE  
CURTAINS. 100% PET.



Ecru



Gold Yellow




Light Grey



Mauve



Natural



Off White



Soft Green



Brick Red



Dark Blue

TABLE PLACE CHAIRS\_



Riggs Hotel, Washington DC  
Lore Group / Designer: Jacu Strauss

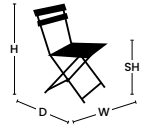
TABLE PLACE CHAIRS\_



Side Chairs **P.70** / Barstools & Studio Stools **P.102** /  
Lounge Chairs **P.122** / Sofas **P.130** / Modular **P.136** /  
Banquette **P.144** / Benches **P.150** / Pouffes & Low Stools **P.156**

**ALIZE SIDE CHAIR 56**



SEAT	BACK	FRAME	DIMENSIONS (inch)
Steel, powdercoated in limited colours	Steel, powdercoated in limited colours	Steel, powdercoated in limited colours	<p>H: 31.7 W: 16.74 D: 16.74 SH: 18.12</p> 



SUITABLE FOR OUTDOORS



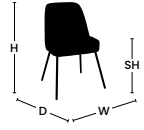
FOLDING SEAT



ALIZE DINING TABLE ON PAGE 26

**AMOR AIR SIDE CHAIR 57**



SEAT	BACK	FRAME	DIMENSIONS (inch)
CAT A	CAT A	Beech, in any standard finish	<p>H: 32.68 W: 20.87 D: 23.63 SH: 18.12</p> 
CAT B	CAT B		
CAT C	CAT C		
CAT D	CAT D		
CAT E	CAT E		
Sock options available see page 195			

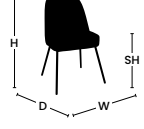


AMOR AIR BARSTOOL ON PAGE 102

COM 1.4 LIN MTRS / 1PC

**AMOR SIDE CHAIR 58**



SEAT	BACK	FRAME	DIMENSIONS (inch)
CAT A	CAT A	Beech, in any standard finish	<p>H: 32.68 W: 20.87 D: 23.63 SH: 18.12</p> 
CAT B	CAT B		
CAT C	CAT C		
CAT D	CAT D		
CAT E	CAT E		
Sock options available see page 195			



AMOR BARSTOOL ON PAGE 102

COM 1.4 LIN MTRS / 1PC



See page 175 for fabrics & finishes



**AMOR SLIM SIDE CHAIR 59**



SEAT	BACK	FRAME	DIMENSIONS (inch)
CAT A	CAT A	Beech, in any standard finish	 <b>H:</b> 33.08 <b>W:</b> 18.9 <b>D:</b> 22.45 <b>SH:</b> 18.12
CAT B	CAT B		
CAT C	CAT C		
CAT D	CAT D		
CAT E	CAT E		

Socket options available [see page 195](#)

COM 1.3 LIN MTRS / 1PC

**ARTE SIDE CHAIR 60**



SEAT	BACK	FRAME	DIMENSIONS (inch)
CAT A	CAT A	Beech, in any standard finish	 <b>H:</b> 37.8 <b>W:</b> 18.51 <b>D:</b> 20.48 <b>SH:</b> 19.3
CAT B	CAT B		
CAT C	CAT C		
CAT D	CAT D		
CAT E	CAT E		

Socket options available [see page 195](#)

**ARTE BARSTOOL**  
ON PAGE 102

COM 1 LIN MTRS / 1PC

**ASCOT ARMCHAIR 61**



SEAT	BACK	FRAME	DIMENSIONS (inch)
CAT A	CAT A	Beech, in any standard finish	 <b>H:</b> 31.5 <b>W:</b> 21.07 <b>D:</b> 21.86 <b>SH:</b> 19.89
CAT B	CAT B		
CAT C	CAT C		
CAT D	CAT D		
CAT E	CAT E		

**ASCOT BARSTOOL**  
ON PAGE 102

COM 1.5 LIN MTRS / 1PC

See page 175 for fabrics & finishes

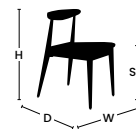


### BELLA SIDE CHAIR 62



SEAT	BACK	FRAME	DIMENSIONS (inch)
CAT A			
CAT B			
CAT C	Beech, in any standard finish	Beech, in any standard finish	
CAT D			
CAT E			

H: 29.53  
W: 20.48  
D: 21.66  
SH: 18.12



STACKABLE X 4

COM 0.6 LIN MTRS / 1PC

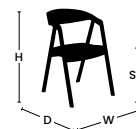
### BENNETT SIDE CHAIR 63

#### WOOD SEAT 63.01



SEAT	BACK	FRAME	DIMENSIONS (inch)
Oak, in any standard finish	Oak, in any standard finish	Oak, in any standard finish	

H: 31.11  
W: 21.07  
D: 22.45  
SH: 17.72



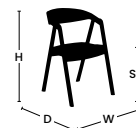
STACKABLE X 4

#### UPHOLSTERED SEAT 63.02



SEAT	BACK	FRAME	DIMENSIONS (inch)
CAT A			
CAT B			
CAT C	Oak, in any standard finish	Oak, in any standard finish	
CAT D			
CAT E			

H: 31.11  
W: 21.07  
D: 22.45  
SH: 18.12



STACKABLE X 4

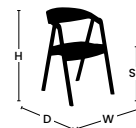
COM 0.7 LIN MTRS / 1PC

#### UPHOLSTERED SEAT & BACK 63.03



SEAT	BACK	FRAME	DIMENSIONS (inch)
CAT A	CAT A		
CAT B	CAT B		
CAT C	CAT C	Oak, in any standard finish	
CAT D	CAT D		
CAT E	CAT E		

H: 31.11  
W: 21.07  
D: 22.45  
SH: 18.12



STACKABLE X 4



BENNETT BARSTOOL ON PAGE 103

COM 0.7 LIN MTRS / 1PC



See page 175 for fabrics & finishes





**BOSS ARMCHAIR 64**



SEAT	BACK	FRAME	DIMENSIONS (inch)
CAT A	CAT A	Beech, in any standard finish	<p>H: 34.26 W: 23.63 D: 22.25 SH: 19.69</p>
CAT B	CAT B		
CAT C	CAT C		
CAT D	CAT D		
CAT E	CAT E		



STACKABLE X 4

COM 1.1 LIN MTRS / IPC

**BOSS SIDE CHAIR 65**



SEAT	BACK	FRAME	DIMENSIONS (inch)
CAT A	CAT A	Beech, in any standard finish	<p>H: 34.26 W: 18.12 D: 22.25 SH: 19.69</p>
CAT B	CAT B		
CAT C	CAT C		
CAT D	CAT D		
CAT E	CAT E		



STACKABLE X 4

COM 1.1 LIN MTRS / IPC

**CHARLESTON SIDE CHAIR 66**



SEAT	BACK	FRAME	DIMENSIONS (inch)
CAT A	CAT A	Beech, in any standard finish	<p>H: 33.86 W: 22.05 D: 22.05 SH: 18.12</p>
CAT B	CAT B		
CAT C	CAT C		
CAT D	CAT D		
CAT E	CAT E		

Sock options available [see page 195](#)



CHARLESTON BARSTOOL ON PAGE 103

COM 1.6 LIN MTRS / IPC

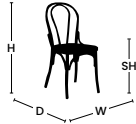
See page 175 for fabrics & finishes



**CHECKO SIDE CHAIR 67**

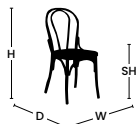
**WOOD SEAT 67.01**



SEAT	BACK	FRAME	DIMENSIONS (inch)
Beech, in any standard finish	Beech, in any standard finish	Beech, in any standard finish	<p>H: 34.26 W: 16.74 D: 20.48 SH: 18.12</p> 

**UPHOLSTERED SEAT 67.02**



SEAT	BACK	FRAME	DIMENSIONS (inch)
CAT A	Beech, in any standard finish	Beech, in any standard finish	<p>H: 34.26 W: 16.74 D: 20.48 SH: 18.9</p> 
CAT B			
CAT C			
CAT D			
CAT E			



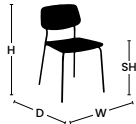
CHECKO BARSTOOL ON PAGE 116

COM 0.4 LIN MTRS / IPC

**CHIO SIDE CHAIR 68**

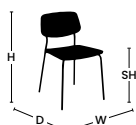
**WOOD SEAT 68.01**



SEAT	BACK	FRAME	DIMENSIONS (inch)
Plywood, in any standard finish	Plywood, in any standard finish	Steel, powdercoated in any standard RAL	<p>H: 31.89 W: 18.12 D: 16.15 SH: 18.12</p> 

**UPHOLSTERED SEAT 68.02**



SEAT	BACK	FRAME	DIMENSIONS (inch)
CAT A	Plywood, in any standard finish	Steel, powdercoated in any standard RAL	<p>H: 31.89 W: 18.12 D: 16.15 SH: 18.31</p> 
CAT B			
CAT C			
CAT D			
CAT E			

COM 0.5 LIN MTRS / IPC



See page 175 for fabrics & finishes



**UPHOLSTERED SEAT & BACK 68.03**



SEAT	BACK	FRAME	DIMENSIONS (inch)
CAT A	CAT A	Steel, powdercoated in any standard RAL	<p>H: 32.09 W: 18.12 D: 16.15 SH: 18.31</p>
CAT B	CAT B		
CAT C	CAT C		
CAT D	CAT D		
CAT E	CAT E		

COM 0.5 LIN MTRS / 1PC

**CHORD SIDE CHAIR 69**

**RATTAN BACK 69.01**



SEAT	BACK	FRAME	DIMENSIONS (inch)
CAT A	Rattan & Oak, in any standard finish	Oak, in any standard finish	<p>H: 30.71 W: 20.08 D: 20.28 SH: 18.9</p>
CAT B			
CAT C			
CAT D			
CAT E			

COM 0.6 LIN MTRS / 1PC


**SOLID BACK 69.02**



SEAT	BACK	FRAME	DIMENSIONS (inch)
CAT A	Oak, in any standard finish	Oak, in any standard finish	<p>H: 30.71 W: 20.08 D: 20.28 SH: 18.9</p>
CAT B			
CAT C			
CAT D			
CAT E			

COM 0.6 LIN MTRS / 1PC

See page 175 for fabrics & finishes



**CLARKSON SRT ARMCHAIR 70**

**METAL 70.01**



SEAT	BACK	FRAME	DIMENSIONS (inch)
Steel, powdercoated in any standard RAL	Steel, powdercoated in any standard RAL	Steel, powdercoated in any standard RAL	<p>H: 32.68 W: 22.64 D: 20.48 SH: 17.72</p>

**ROPE 70.02**



SEAT	BACK	FRAME	DIMENSIONS (inch)
Rope	Rope	Steel, powdercoated in any standard RAL	<p>H: 32.68 W: 22.64 D: 20.48 SH: 17.33</p>

**WOOD 70.03**



SEAT	BACK	FRAME	DIMENSIONS (inch)
Iroko wood, in natural finish	Iroko wood, in natural finish	Steel, powdercoated in any standard RAL	<p>H: 32.68 W: 22.64 D: 20.48 SH: 17.92</p>



SUITABLE FOR OUTDOORS



STACKABLE X4



CLARKSON SRT BARSTOOL ON PAGE 105



CLARKSON SRT ARMCHAIR ON PAGE 76



Gails Bakery, Sevenoaks

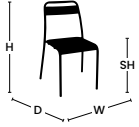


See page 175 for fabrics & finishes

# CLARKSON SRT SIDE CHAIR 71

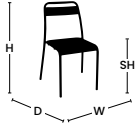
## METAL 71.01



SEAT	BACK	FRAME	DIMENSIONS (inch)
Steel, powdercoated in any standard RAL	Steel, powdercoated in any standard RAL	Steel, powdercoated in any standard RAL	<b>H:</b> 32.68 <b>W:</b> 20.28 <b>D:</b> 20.48 <b>SH:</b> 17.72 

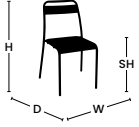
## ROPE 71.02



SEAT	BACK	FRAME	DIMENSIONS (inch)
Rope	Rope	Steel, powdercoated in any standard RAL	<b>H:</b> 32.68 <b>W:</b> 20.28 <b>D:</b> 20.48 <b>SH:</b> 17.33 

## WOOD 71.03



SEAT	BACK	FRAME	DIMENSIONS (inch)
Iroko wood, in natural finish	Iroko wood, in natural finish	Steel, powdercoated in any standard RAL	<b>H:</b> 32.68 <b>W:</b> 20.28 <b>D:</b> 20.48 <b>SH:</b> 17.92 



SUITABLE FOR OUTDOORS



STACKABLE X 6



CLARKSON SRT BARSTOOL ON PAGE 105



CLARKSON SRT ARMCHAIR ON PAGE 76



Clarkson Armchair, Barbican

See page 175 for fabrics & finishes



MEET OUR  
outdoor seating \_





PRODUCTS IN THIS RANGE:



MODA ARMCHAIR  
ON **PAGE 95**

Metal framed armchair suitable for indoors and outdoors. Separate seat cushions is available.



CLARKSON SIDE CHAIR  
ON **PAGE 77**

An outdoor metal framed side chair with either Iroko or metal seat and back slats.



PLATFORM MODULAR  
SOFA **PAGE 142**

A configurable outdoor seating sofa with a wooden platform, metal legs and upholstered cushion.



NEPTUNE ARMCHAIR  
ON **PAGE 96**

Fibreglass polypropylene outdoor armchair.



MODA ARMCHAIR

REMOVABLE SEAT  
PAD AVAILABLE



ALIZE TABLE  
ON **PAGE 26**

Metal powdercoated folding outdoor table.



ADAPTABLE FLIP BASE  
ON **PAGE 48**

Metal table base with 3 legs, includes flip top mechanism.



**MODULAR SEATING  
SUITABLE FOR  
OUTDOORS**

See page 161 for the complete outdoor furniture range



See page 175 for fabrics & finishes options

**CLOVER ARMCHAIR 72**

**RATTAN BACK 72.01**



SEAT	BACK	FRAME	DIMENSIONS (inch)
Oak veneered plywood, in any standard finish	Rattan & Plywood, in any standard finish	Oak, in any standard finish	<p>H: 22.84 W: 23.23 D: 19.69 SH: 18.31</p>

**RATTAN BACK & UPHOLSTERED SEAT 72.02**



SEAT	BACK	FRAME	DIMENSIONS (inch)
CAT A CAT B CAT C CAT D CAT E	Rattan & Plywood, in any standard finish	Oak, in any standard finish	<p>H: 22.84 W: 23.23 D: 19.69 SH: 18.51</p>

COM 0.6 LIN MTRS / 1PC

**UPHOLSTERED SEAT 72.03**



SEAT	BACK	FRAME	DIMENSIONS (inch)
CAT A CAT B CAT C CAT D CAT E	Oak veneered plywood, in any standard finish	Oak, in any standard finish	<p>H: 22.84 W: 23.23 D: 19.69 SH: 18.51</p>

COM 0.6 LIN MTRS / 1PC

**UPHOLSTERED SEAT & BACK 72.04**



SEAT	BACK	FRAME	DIMENSIONS (inch)
CAT A CAT B CAT C CAT D CAT E	CAT A CAT B CAT C CAT D CAT E	Oak, in any standard finish	<p>H: 22.84 W: 23.23 D: 19.69 SH: 18.51</p>

COM 0.7 LIN MTRS / 1PC

**WOOD SEAT 72.05**



SEAT	BACK	FRAME	DIMENSIONS (inch)
Oak veneered plywood, in any standard finish	Oak veneered plywood, in any standard finish	Oak, in any standard finish	<p>H: 22.84 W: 23.23 D: 19.69 SH: 18.31</p>

CLOVER SIDE CHAIR ON PAGE 81

CLOVER BARSTOOL ON PAGE 108

CLOVER LOUNGE ON PAGE 124



See page 175 for fabrics & finishes





**CLOVER SIDE CHAIR 73**

**RATTAN BACK 73.01**



SEAT	BACK	FRAME	DIMENSIONS (inch)
Oak veneered plywood, in any standard finish	Rattan & Plywood, in any standard finish	Oak, in any standard finish	<p>H: 32.68 W: 17.52 D: 19.69 SH: 18.31</p>

**RATTAN BACK & UPHOLSTERED SEAT 73.02**



SEAT	BACK	FRAME	DIMENSIONS (inch)
CAT A CAT B CAT C CAT D CAT E	Rattan & Plywood, in any standard finish	Oak, in any standard finish	<p>H: 32.68 W: 17.52 D: 19.69 SH: 19.1</p>

COM 0.6 LIN MTRS / 1PC

**UPHOLSTERED SEAT 73.03**



SEAT	BACK	FRAME	DIMENSIONS (inch)
CAT A CAT B CAT C CAT D CAT E	Oak veneered plywood, in any standard finish	Oak, in any standard finish	<p>H: 32.68 W: 17.52 D: 19.69 SH: 19.1</p>

COM 0.6 LIN MTRS / 1PC

**UPHOLSTERED SEAT & BACK 73.04**



SEAT	BACK	FRAME	DIMENSIONS (inch)
CAT A CAT B CAT C CAT D CAT E	CAT A CAT B CAT C CAT D CAT E	Oak, in any standard finish	<p>H: 32.68 W: 17.52 D: 19.69 SH: 19.1</p>

COM 0.7 LIN MTRS / 1PC

**WOOD SEAT 73.05**



SEAT	BACK	FRAME	DIMENSIONS (inch)
Oak veneered plywood, in any standard finish	Oak veneered plywood, in any standard finish	Oak, in any standard finish	<p>H: 32.68 W: 17.52 D: 19.69 SH: 18.31</p>

CLOVER ARMCHAIR  
ON PAGE 80



CLOVER BARSTOOL  
ON PAGE 108



CLOVER LOUNGE  
ON PAGE 124

See page 175 for fabrics & finishes



### COLOMBIA ARMCHAIR 74



SEAT	BACK	FRAME	DIMENSIONS (inch)
CAT A	CAT A	Beech, in any standard finish	 <b>H:</b> 29.14 <b>W:</b> 22.45 <b>D:</b> 24.02 <b>SH:</b> 19.69
CAT B	CAT B		
CAT C	CAT C		
CAT D	CAT D		
CAT E	CAT E		

Sock options available see page 195

**COLOMBIA LOUNGE**  
ON PAGE 125

COM 1.8 LIN MTRS / 1PC

### COSY CULT SIDE CHAIR 75



SEAT	BACK	FRAME	DIMENSIONS (inch)
CAT A	CAT A	Steel, powdercoated in any standard RAL	 <b>H:</b> 29.93 <b>W:</b> 22.84 <b>D:</b> 23.23 <b>SH:</b> 19.69
CAT B	CAT B		
CAT C	CAT C		
CAT D	CAT D		
CAT E	CAT E		

**COSY CULT BARSTOOL**  
ON PAGE 109

**COSY CULT STUDIO STOOL**  
ON PAGE 109

Registered design: 008034227-0007 COM 1.3 LIN MTRS / 1PC

### DUBAI SIDE CHAIR 76

#### UPHOLSTERED SEAT 76.01



SEAT	BACK	FRAME	DIMENSIONS (inch)
CAT A	Plywood, in any standard finish	Beech, in any standard finish	 <b>H:</b> 33.08 <b>W:</b> 17.33 <b>D:</b> 19.3 <b>SH:</b> 19.69
CAT B			
CAT C			
CAT D			
CAT E			

COM 0.5 LIN MTRS / 1PC

#### UPHOLSTERED SEAT & BACK 76.02



SEAT	BACK	FRAME	DIMENSIONS (inch)
CAT A	CAT A	Beech, in any standard finish	 <b>H:</b> 32.88 <b>W:</b> 17.72 <b>D:</b> 19.3 <b>SH:</b> 19.69
CAT B	CAT B		
CAT C	CAT C		
CAT D	CAT D		
CAT E	CAT E		

**DUBAI BARSTOOL**  
ON PAGE 109

COM 1.7 LIN MTRS / 1PC



See page 175 for fabrics & finishes



## DUNE SIDE CHAIR 77

### WOOD SEAT 77.01



SEAT	BACK	FRAME	DIMENSIONS (inch)
Plywood, in any standard finish	Plywood, in any standard finish	Steel, powdercoated in any standard RAL	<p>H: 31.5 W: 18.12 D: 20.87 SH: 18.12</p>



STACKABLE X 8

### UPHOLSTERED SEAT 77.02



SEAT	BACK	FRAME	DIMENSIONS (inch)
CAT A	Plywood, in any standard finish	Steel, powdercoated in any standard RAL	<p>H: 31.5 W: 18.12 D: 20.87 SH: 18.51</p>
CAT B			
CAT C			
CAT D			
CAT E			



STACKABLE X 8

COM 0.4 LIN MTRS / 1PC

### UPHOLSTERED SEAT & BACK 77.03



SEAT	BACK	FRAME	DIMENSIONS (inch)
CAT A	CAT A	Steel, powdercoated in any standard RAL	<p>H: 31.5 W: 18.12 D: 20.87 SH: 18.51</p>
CAT B	CAT B		
CAT C	CAT C		
CAT D	CAT D		
CAT E	CAT E		



STACKABLE X 8



DUNE BARSTOOL ON PAGE 110

COM 0.6 LIN MTRS / 1PC

See page 175 for fabrics & finishes



### GENEVA AIR ARMCHAIR 78



SEAT	BACK	FRAME	DIMENSIONS (inch)
CAT A	CAT A	Beech, in any standard finish	 <b>H:</b> 32.49 <b>W:</b> 22.05 <b>D:</b> 23.23 <b>SH:</b> 18.51
CAT B	CAT B		
CAT C	CAT C		
CAT D	CAT D		
CAT E	CAT E		

Socket options available see page 195

GENEVA BARSTOOL ON PAGE 111

GENEVA LOUNGE ON PAGE 126

GENEVA SOFA ON PAGE 131

COM 1.6 LIN MTRS / 1PC

### GENEVA ARMCHAIR 79



SEAT	BACK	FRAME	DIMENSIONS (inch)
CAT A	CAT A	Beech, in any standard finish	 <b>H:</b> 32.49 <b>W:</b> 22.05 <b>D:</b> 23.63 <b>SH:</b> 18.9
CAT B	CAT B		
CAT C	CAT C		
CAT D	CAT D		
CAT E	CAT E		

Socket options available see page 195

GENEVA BARSTOOL ON PAGE 111

GENEVA LOUNGE ON PAGE 126

GENEVA SOFA ON PAGE 131

COM 1.6 LIN MTRS / 1PC

### GENEVA AIR SIDE CHAIR 80



SEAT	BACK	FRAME	DIMENSIONS (inch)
CAT A	CAT A	Beech, in any standard finish	 <b>H:</b> 32.29 <b>W:</b> 21.66 <b>D:</b> 23.63 <b>SH:</b> 18.12
CAT B	CAT B		
CAT C	CAT C		
CAT D	CAT D		
CAT E	CAT E		

Socket options available see page 195

GENEVA LOUNGE ON PAGE 126

GENEVA SOFA ON PAGE 131

COM 1.6 LIN MTRS / 1PC

### GENEVA SIDE CHAIR 81



SEAT	BACK	FRAME	DIMENSIONS (inch)
CAT A	CAT A	Beech, in any standard finish	 <b>H:</b> 32.29 <b>W:</b> 21.66 <b>D:</b> 23.63 <b>SH:</b> 18.12
CAT B	CAT B		
CAT C	CAT C		
CAT D	CAT D		
CAT E	CAT E		

Socket options available see page 195

GENEVA LOW ARM BARSTOOL ON PAGE 111

GENEVA LOUNGE ON PAGE 126

GENEVA SOFA ON PAGE 131

COM 1.6 LIN MTRS / 1PC



See page 175 for fabrics & finishes



### HANOVER SIDE CHAIR 82



SEAT	BACK	FRAME	DIMENSIONS (inch)
CAT A			
CAT B			
CAT C	Beech, in any standard finish	Beech, in any standard finish	
CAT D			
CAT E			

COM 0.4 LIN MTRS / 1PC

### HOBSON SIDE CHAIR 83



SEAT	BACK	FRAME	DIMENSIONS (inch)
CAT A	CAT A		
CAT B	CAT B		
CAT C	CAT C	Steel, powdercoated in any standard RAL	
CAT D	CAT D		
CAT E	CAT E		

HOBSON BARSTOOL ON PAGE 112

COM 1 LIN MTRS / 1PC

### HORIZON AIR ARMCHAIR 84



SEAT	BACK	FRAME	DIMENSIONS (inch)
CAT A	CAT A		
CAT B	CAT B		
CAT C	CAT C	Beech, in any standard finish	
CAT D	CAT D		
CAT E	CAT E		

Sock options available see page 195

HORIZON AIR BARSTOOL ON PAGE 112

COM 1.6 LIN MTRS / 1PC

See page 175 for fabrics & finishes



### HORIZON ARMCHAIR 85



SEAT	BACK	FRAME	DIMENSIONS (inch)
CAT A	CAT A	Beech, in any standard finish	 <b>H:</b> 30.32 <b>W:</b> 21.66 <b>D:</b> 22.45 <b>SH:</b> 18.51
CAT B	CAT B		
CAT C	CAT C		
CAT D	CAT D		
CAT E	CAT E		

Socket options available see page 195

HORIZON BARSTOOL ON PAGE 112

COM 1.6 LIN MTRS / 1PC

### HULA SIDE CHAIR 86

#### WOOD SEAT 86.01



SEAT	BACK	FRAME	DIMENSIONS (inch)
Beech, in any standard finish	Beech, in any standard finish	Beech, in any standard finish	 <b>H:</b> 33.08 <b>W:</b> 16.54 <b>D:</b> 18.12 <b>SH:</b> 18.12

#### UPHOLSTERED SEAT 86.02



SEAT	BACK	FRAME	DIMENSIONS (inch)
CAT A	Beech, in any standard finish	Beech, in any standard finish	 <b>H:</b> 33.08 <b>W:</b> 16.54 <b>D:</b> 18.12 <b>SH:</b> 18.9
CAT B			
CAT C			
CAT D			
CAT E			

HULA BARSTOOL ON PAGE 113

COM 0.4 LIN MTRS / 1PC

### IVAR SIDE CHAIR 87



SEAT	BACK	FRAME	DIMENSIONS (inch)
Plywood, in any standard finish	Plywood, in any standard finish	Beech, in any standard finish	 <b>H:</b> 32.29 <b>W:</b> 17.33 <b>D:</b> 19.69 <b>SH:</b> 18.12

IVAR BARSTOOL ON PAGE 113



See page 175 for fabrics & finishes



**JAY HIGHBACK ARMCHAIR 88**

**WOOD SEAT 88.01**



SEAT	BACK	FRAME	DIMENSIONS (inch)
Beech, in any standard finish	Beech, in any standard finish	Beech, in any standard finish	<p>H: 42.72 W: 21.07 D: 20.87 SH: 18.12</p>

**UPHOLSTERED SEAT 88.02**



SEAT	BACK	FRAME	DIMENSIONS (inch)
CAT A	Beech, in any standard finish	Beech, in any standard finish	<p>H: 42.72 W: 21.07 D: 20.87 SH: 19.3</p>
CAT B			
CAT C			
CAT D			
CAT E			

COM 0.4 LIN MTRS / 1PC

**JOANNA ARMCHAIR 89**



SEAT	BACK	FRAME	DIMENSIONS (inch)
CAT A	CAT A	Beech, in any standard finish	<p>H: 29.93 W: 23.63 D: 21.66 SH: 18.51</p>
CAT B	CAT B		
CAT C	CAT C		
CAT D	CAT D		
CAT E	CAT E		

COM 1.4 LIN MTRS / 1PC

See page 175 for fabrics & finishes





MEET THE  
**kite family** –

*"The mixture of the curves and angles are brought together to create a striking product but an element of softness. The family is utilising the iconic blade shape for the back leg for the strength and unforgettable design."*

CLIVE MARKHAM | PRODUCT INNOVATION

Design Hub, London





The chair that is inspired by the iconic 50's designs, embracing engineering and architecture. Available as a dining chair and lounge chair.



#### PRODUCTS IN THIS RANGE:



SIDE CHAIR  
ON **PAGE 90**



LOUNGE CHAIR  
ON **PAGE 128**

With its blend of contemporary and retro styling, the Kite side chair is the perfect performer if you would like a dash of industrial sophistication to your restaurant or cafe.

The powdercoated metal frame with the contrast of the distinctive upholstery makes the Kite lounge chair a great addition and talking point to a lounge area.



See page 175 for fabrics & finishes options

## KITE SIDE CHAIR 90

### WOOD SEAT 90.01



SEAT	BACK	FRAME	DIMENSIONS (inch)
Beech Plywood, in any standard finish	Beech Plywood, in any standard finish	Steel, powdercoated in any standard RAL	<p>H: 31.3 W: 18.12 D: 19.3 SH: 18.71</p>

Registered design: 004707883-0001

### UPHOLSTERED SEAT 90.02



SEAT	BACK	FRAME	DIMENSIONS (inch)
CAT A	Beech Plywood, in any standard finish	Steel, powdercoated in any standard RAL	<p>H: 31.3 W: 18.12 D: 19.3 SH: 19.49</p>
CAT B			
CAT C			
CAT D			
CAT E			

COM 0.6 LIN MTRS / 1PC

### UPHOLSTERED SEAT & BACK 90.03



SEAT	BACK	FRAME	DIMENSIONS (inch)
CAT A	CAT A	Steel, powdercoated in any standard RAL	<p>H: 31.3 W: 18.12 D: 19.3 SH: 19.49</p>
CAT B	CAT B		
CAT C	CAT C		
CAT D	CAT D		
CAT E	CAT E		

KITE LOUNGE  
ON PAGE 128

COM 0.7 LIN MTRS / 1PC

## LA BOCA SIDE CHAIR 91



SEAT	BACK	FRAME	DIMENSIONS (inch)
CAT A	CAT A	Beech, in any standard finish	<p>H: 30.12 W: 20.08 D: 20.48 SH: 18.12</p>
CAT B	CAT B		
CAT C	CAT C		
CAT D	CAT D		
CAT E	CAT E		

LA BOCA BARSTOOL  
ON PAGE 90

COM 1.2 LIN MTRS / 1PC



See page 175 for fabrics & finishes



**LENA SIDE CHAIR 92**

**WOOD SEAT 92.01**



SEAT	BACK	FRAME	DIMENSIONS (inch)
Beech, in any standard finish	Beech, in any standard finish	Beech, in any standard finish	<p>H: 33.35 W: 17.13 D: 19.1 SH: 18.31</p>

**UPHOLSTERED SEAT 92.02**



SEAT	BACK	FRAME	DIMENSIONS (inch)
CAT A	Beech, in any standard finish	Beech, in any standard finish	<p>H: 33.35 W: 17.13 D: 19.1 SH: 19.3</p>
CAT B			
CAT C			
CAT D			
CAT E			

COM 0.4 LIN MTRS / 1PC

**MAME SIDE CHAIR 93**



SEAT	BACK	FRAME	DIMENSIONS (inch)
CAT A	CAT A	Beech, in any standard finish	<p>H: 31.89 W: 20.08 D: 20.87 SH: 18.9</p>
CAT B	CAT B		
CAT C	CAT C		
CAT D	CAT D		
CAT E	CAT E		



MAME BARSTOOL  
ON PAGE 114

COM 0.9 LIN MTRS / 1PC

**MAYFAIR ARMCHAIR 94**



SEAT	BACK	FRAME	DIMENSIONS (inch)
CAT A	CAT A	Beech, in any standard finish	<p>H: 31.5 W: 24.41 D: 23.23 SH: 18.51</p>
CAT B	CAT B		
CAT C	CAT C		
CAT D	CAT D		
CAT E	CAT E		

Sock options available see page 195



MAYFAIR BARSTOOL  
ON PAGE 114

COM 2.1 LIN MTRS / 1PC

See page 175 for fabrics & finishes



## MEL SIDE CHAIR 95

### WOOD SEAT 95.01



SEAT	BACK	FRAME	DIMENSIONS (inch)
Plywood, in any standard finish	Plywood, in any standard finish	Beech, in any standard finish	<p>H: 30.91 W: 17.72 D: 19.89 SH: 18.51</p>

### UPHOLSTERED SEAT 95.02



SEAT	BACK	FRAME	DIMENSIONS (inch)
CAT A	Plywood, in any standard finish	Beech, in any standard finish	<p>H: 30.91 W: 17.92 D: 19.89 SH: 19.3</p>
CAT B			
CAT C			
CAT D			
CAT E			

COM 0.6 LIN MTRS / 1PC

### UPHOLSTERED SEAT & BACK 95.03



SEAT	BACK	FRAME	DIMENSIONS (inch)
CAT A	CAT A	Beech, in any standard finish	<p>H: 30.91 W: 17.92 D: 19.89 SH: 19.3</p>
CAT B	CAT B		
CAT C	CAT C		
CAT D	CAT D		
CAT E	CAT E		

COM 0.6 LIN MTRS / 1PC

MEL STACKING ON PAGE 93

MEL BARSTOOL ON PAGE 115

MEL BENCH ON PAGE 150



See page 175 for fabrics & finishes



## MEL STACKING SIDE CHAIR 96

### WOOD SEAT 96.01



SEAT	BACK	FRAME	DIMENSIONS (inch)
Plywood, in any standard finish	Plywood, in any standard finish	Beech, in any standard finish	<p>H: 31.3 W: 18.12 D: 20.48 SH: 18.51</p>



STACKABLE X 4

Registered design: 008034227-0002

### UPHOLSTERED SEAT 96.02



SEAT	BACK	FRAME	DIMENSIONS (inch)
CAT A CAT B CAT C CAT D CAT E	Plywood, in any standard finish	Beech, in any standard finish	<p>H: 31.3 W: 18.12 D: 20.48 SH: 18.71</p>



STACKABLE X 4

COM 0.6 LIN MTRS / 1PC

### UPHOLSTERED SEAT & BACK 96.03



SEAT	BACK	FRAME	DIMENSIONS (inch)
CAT A CAT B CAT C CAT D CAT E	CAT A CAT B CAT C CAT D CAT E	Beech, in any standard finish	<p>H: 31.3 W: 18.12 D: 20.48 SH: 18.71</p>



STACKABLE X 4

COM 0.6 LIN MTRS / 1PC



See page 175 for fabrics & finishes



## MILANO SIDE CHAIR 97

### WOOD SEAT 97.01



SEAT	BACK	FRAME	DIMENSIONS (inch)
Beech, in any standard finish	Beech, in any standard finish	Beech, in any standard finish	<p>H: 31.3 W: 18.12 D: 17.33 SH: 18.51</p>

### UPHOLSTERED SEAT 97.02



SEAT	BACK	FRAME	DIMENSIONS (inch)
CAT A CAT B CAT C CAT D CAT E	Beech, in any standard finish	Beech, in any standard finish	<p>H: 31.3 W: 18.12 D: 17.33 SH: 19.3</p>

MILANO BARSTOOL  
ON PAGE 116

COM 0.45 LIN MTRS / 1PC

## MILO SIDE CHAIR 98

### WOOD SEAT 98.01



SEAT	BACK	FRAME	DIMENSIONS (inch)
Plywood, in any standard finish	Plywood, in any standard finish	Steel, powdercoated in any standard RAL	<p>H: 31.5 W: 20.87 D: 21.07 SH: 17.92</p>

### UPHOLSTERED SEAT 98.02



SEAT	BACK	FRAME	DIMENSIONS (inch)
CAT A CAT B CAT C CAT D CAT E	Plywood, in any standard finish	Steel, powdercoated in any standard RAL	<p>H: 31.5 W: 20.87 D: 21.07 SH: 18.31</p>

COM 0.5 LIN MTRS / 1PC



See page 175 for fabrics & finishes



UPHOLSTERED SEAT & BACK 98.03



SEAT	BACK	FRAME	DIMENSIONS (inch)
CAT A	CAT A	Steel, powdercoated in any standard RAL	<p>H: 31.5 W: 20.87 D: 21.07 SH: 18.31</p>
CAT B	CAT B		
CAT C	CAT C		
CAT D	CAT D		
CAT E	CAT E		

COM 0.5 LIN MTRS / 1PC

MODA ARMCHAIR 99



SEAT	BACK	FRAME	DIMENSIONS (inch)
Steel, powdercoated in any standard RAL	Steel, powdercoated in any standard RAL	Steel, powdercoated in any standard RAL	<p>H: 29.73 W: 22.64 D: 20.08 SH: 17.72</p>



SUITABLE FOR OUTDOORS



STACKABLE X 4

LOOSE SEAT PAD 99.01



UPHOLSTERY	DIMENSIONS (inch)
CAT A	<p>H: 1.97 W: 14.77 D: 15.36</p>
CAT B	
CAT C	
CAT D	
CAT E	



SUITABLE FOR OUTDOORS



STACKABLE X 4

COM 0.5 LIN MTRS / 1PC



See page 175 for fabrics & finishes



### NEPTUNE ARMCHAIR 100

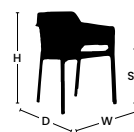


**MATERIALS**

Polypropylene

**DIMENSIONS (inch)**

**H:** 31.5  
**W:** 23.82  
**D:** 23.04  
**SH:** 18.51



SUITABLE FOR OUTDOORS



NEPTUNE SOFA ON PAGE 135

### PARSON SIDE CHAIR 101



**SEAT**

**BACK**

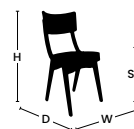
**FRAME**

**DIMENSIONS (inch)**

CAT A	CAT A
CAT B	CAT B
CAT C	CAT C
CAT D	CAT D
CAT E	CAT E

Beech, in any standard finish

**H:** 33.86  
**W:** 18.12  
**D:** 22.05  
**SH:** 19.1



COM 1.2 LIN MTRS / 1PC

### PRIME SIDE CHAIR 102



**SEAT**

**BACK**

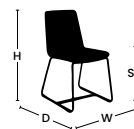
**FRAME**

**DIMENSIONS (inch)**

CAT A	CAT A
CAT B	CAT B
CAT C	CAT C
CAT D	CAT D
CAT E	CAT E

Steel, powdercoated in any standard RAL

**H:** 33.47  
**W:** 20.08  
**D:** 24.41  
**SH:** 17.72



COM 1.5 LIN MTRS / 1PC

### RITA SIDE CHAIR 103



**SEAT**

**BACK**

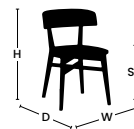
**FRAME**

**DIMENSIONS (inch)**

CAT A	CAT A
CAT B	CAT B
CAT C	CAT C
CAT D	CAT D
CAT E	CAT E

Beech, in any standard finish

**H:** 30.71  
**W:** 19.3  
**D:** 20.87  
**SH:** 18.9



RITA BARSTOOL ON PAGE 117

Registered design: 009078652-0004

COM 1.6 LIN MTRS / 1PC



See page 175 for fabrics & finishes





**ROBERTA SIDE CHAIR 104**

**WOOD SEAT 104.01**



SEAT	BACK	FRAME	DIMENSIONS (inch)
Beech, in any standard finish	Beech, in any standard finish	Beech, in any standard finish	<p>H: 30.12 W: 20.28 D: 18.71 SH: 18.12</p>

**UPHOLSTERED SEAT 104.02**



SEAT	BACK	FRAME	DIMENSIONS (inch)
CAT A	Beech, in any standard finish	Beech, in any standard finish	<p>H: 30.12 W: 20.28 D: 18.71 SH: 18.9</p>
CAT B			
CAT C			
CAT D			
CAT E			

COM 0.4 LIN MTRS / 1PC

**SALSA SIDE CHAIR 105**



SEAT	BACK	FRAME	DIMENSIONS (inch)
Beech, in any standard finish	Beech, in any standard finish	Beech, in any standard finish	<p>H: 33.86 W: 18.12 D: 17.72 SH: 18.12</p>

Registered design: 008034227-0011

**SANDRO WINGED SIDE CHAIR 106**



SEAT	BACK	FRAME	DIMENSIONS (inch)
CAT A	CAT A	Beech, in any standard finish	<p>H: 33.08 W: 21.46 D: 21.66 SH: 20.48</p>
CAT B	CAT B		
CAT C	CAT C		
CAT D	CAT D		
CAT E	CAT E		

Registered design: 009087620-0005 COM 1.2 LIN MTRS / 1PC

See page 175 for fabrics & finishes



**STACEY SIDE CHAIR 107**



SEAT	BACK	FRAME	DIMENSIONS (inch)
Plywood, in any standard finish	Plywood, in any standard finish	Steel, powdercoated in any standard RAL	<p>H: 32.29 W: 17.13 D: 19.3 SH: 18.51</p>

**TAGG SIDE CHAIR 108**

**WOOD SEAT 108.01**



SEAT	BACK	FRAME	DIMENSIONS (inch)
Beech Plywood, in any standard finish	Beech Plywood, in any standard finish	Steel, powdercoated in any standard RAL	<p>H: 33.27 W: 18.9 D: 21.07 SH: 19.1</p>

Registered design: 008034227-0003

**UPHOLSTERED SEAT 108.02**



SEAT	BACK	FRAME	DIMENSIONS (inch)
CAT A	Beech Plywood, in any standard finish	Steel, powdercoated in any standard RAL	<p>H: 33.27 W: 18.9 D: 21.07 SH: 19.69</p>
CAT B			
CAT C			
CAT D			
CAT E			

COM 0.65 LIN MTRS / 1PC

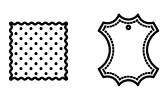
**UPHOLSTERED SEAT & BACK 108.03**



SEAT	BACK	FRAME	DIMENSIONS (inch)
CAT A	CAT A	Steel, powdercoated in any standard RAL	<p>H: 33.27 W: 18.9 D: 21.07 SH: 19.69</p>
CAT B	CAT B		
CAT C	CAT C		
CAT D	CAT D		
CAT E	CAT E		

COM 0.75 LIN MTRS / 1PC

 **TAGG BARSTOOL ON PAGE 118**
 **TAGG STUDIO STOOL ON PAGE 119**



See page 175 for fabrics & finishes



**TRATTORIA ARMCHAIR 109**



SEAT	BACK	FRAME	DIMENSIONS (inch)
Beech, in any standard finish	Beech, in any standard finish	Beech, in any standard finish	<p>H: 30.71 W: 21.86 D: 20.48 SH: 18.51</p>



TRATTORIA BARSTOOL  
ON PAGE 119

COM tbc LIN MTRS / 1PC

**TULIP SIDE CHAIR 110**



SEAT	BACK	FRAME	DIMENSIONS (inch)
CAT A	CAT A	Beech, in any standard finish	<p>H: 33.27 W: 20.87 D: 22.45 SH: 18.12</p>
CAT B	CAT B		
CAT C	CAT C		
CAT D	CAT D		
CAT E	CAT E		

Socket options available see page 195

COM 1.4 LIN MTRS / 1PC

**VINCI SIDE CHAIR 111**

**WOOD SEAT 111.01**



SEAT	BACK	FRAME	DIMENSIONS (inch)
Beech, in any standard stain	Beech, in any standard stain	Beech, in any standard finish	<p>H: 29.73 W: 24.41 D: 18.9 SH: 17.92</p>

Registered design: 008034227-0010

**UPHOLSTERED SEAT 111.02**



SEAT	BACK	FRAME	DIMENSIONS (inch)
CAT A	Beech, in any standard stain	Beech, in any standard finish	<p>H: 29.73 W: 24.41 D: 18.9 SH: 18.71</p>
CAT B			
CAT C			
CAT D			
CAT E			

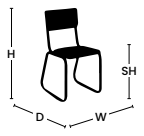
COM 0.6 LIN MTRS / 1PC

See page 175 for fabrics & finishes



ZOLA 112



SEAT	BACK	FRAME	DIMENSIONS (inch)
Plywood, in any standard finish	Plywood, in any standard finish	Steel, powdercoated in any standard RAL	<p> <b>H:</b> 30.71  <b>W:</b> 18.9  <b>D:</b> 20.87  <b>SH:</b> 18.51                 </p> 



See page 175 for fabrics & finishes



La Table by Michel Roth, Paris

### AMOR AIR BARSTOOL 113



SEAT	BACK	FRAME	DIMENSIONS (inch)
CAT A	CAT A	Beech, in any standard finish	 <b>H:</b> 44.49 <b>W:</b> 20.48 <b>D:</b> 22.84 <b>SH:</b> 29.93
CAT B	CAT B		
CAT C	CAT C		
CAT D	CAT D		
CAT E	CAT E		

Socket options available see page 195



AMOR SIDE CHAIR  
ON PAGE 70

COM 1.4 LIN MTRS / 1PC

### AMOR BARSTOOL 114



SEAT	BACK	FRAME	DIMENSIONS (inch)
CAT A	CAT A	Beech, in any standard finish	 <b>H:</b> 44.49 <b>W:</b> 20.48 <b>D:</b> 22.84 <b>SH:</b> 29.93
CAT B	CAT B		
CAT C	CAT C		
CAT D	CAT D		
CAT E	CAT E		

Socket options available see page 195



AMOR SIDE CHAIR  
ON PAGE 70

COM 1.4 LIN MTRS / 1PC

### ARTE BARSTOOL 115



SEAT	BACK	FRAME	DIMENSIONS (inch)
CAT A	CAT A	Beech, in any standard finish	 <b>H:</b> 41.74 <b>W:</b> 17.33 <b>D:</b> 19.3 <b>SH:</b> 31.89
CAT B	CAT B		
CAT C	CAT C		
CAT D	CAT D		
CAT E	CAT E		



ARTE SIDE CHAIR  
ON PAGE 71

COM 0.8 LIN MTRS / 1PC

### ASCOT BARSTOOL 116



SEAT	BACK	FRAME	DIMENSIONS (inch)
CAT A	CAT A	Beech, in any standard finish	 <b>H:</b> 41.93 <b>W:</b> 22.05 <b>D:</b> 21.66 <b>SH:</b> 31.5
CAT B	CAT B		
CAT C	CAT C		
CAT D	CAT D		
CAT E	CAT E		



ASCOT ARMCHAIR  
ON PAGE 71

COM 1.5 LIN MTRS / 1PC



See page 175 for fabrics & finishes



**BENNETT BARSTOOL 117**

**WOOD SEAT 117.01**



SEAT	BACK	FRAME	DIMENSIONS (inch)
Oak, in any standard finish	Oak, in any standard finish	Oak, in any standard finish	<p>H: 40.56 W: 20.48 D: 23.43 SH: 28.75</p>

**UPHOLSTERED SEAT 117.02**



SEAT	BACK	FRAME	DIMENSIONS (inch)
CAT A	Oak, in any standard finish	Oak, in any standard finish	<p>H: 40.56 W: 20.48 D: 23.43 SH: 29.14</p>
CAT B			
CAT C			
CAT D			
CAT E			

COM 0.7 LIN MTRS / 1PC

**UPHOLSTERED SEAT & BACK 117.03**



SEAT	BACK	FRAME	DIMENSIONS (inch)
CAT A	CAT A	Oak, in any standard finish	<p>H: 40.56 W: 20.48 D: 23.43 SH: 29.14</p>
CAT B	CAT B		
CAT C	CAT C		
CAT D	CAT D		
CAT E	CAT E		



BENNETT SIDE CHAIR  
ON PAGE 72

COM 0.7 LIN MTRS / 1PC

**CHARLESTON BARSTOOL 118**



SEAT	BACK	FRAME	DIMENSIONS (inch)
CAT A	CAT A	Beech, in any standard finish	<p>H: 40.56 W: 22.05 D: 22.84 SH: 29.53</p>
CAT B	CAT B		
CAT C	CAT C		
CAT D	CAT D		
CAT E	CAT E		

Socket options available see page 195



CHARLESTON SIDE CHAIR  
ON PAGE 73

COM 1.6 LIN MTRS / 1PC

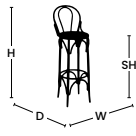
See page 175 for fabrics & finishes



**CHECKO BARSTOOL 119**

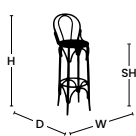
**WOOD SEAT 119.01**



SEAT	BACK	FRAME	DIMENSIONS (inch)
Beech, in any standard finish	Beech, in any standard finish	Beech, in any standard finish	<p><b>H:</b> 44.89  <b>W:</b> 18.12  <b>D:</b> 17.52  <b>SH:</b> 31.7</p> 

**UPHOLSTERED SEAT 119.02**



SEAT	BACK	FRAME	DIMENSIONS (inch)
CAT A CAT B CAT C CAT D CAT E	Beech, in any standard finish	Beech, in any standard finish	<p><b>H:</b> 44.89  <b>W:</b> 18.12  <b>D:</b> 17.52  <b>SH:</b> 32.49</p> 



CHECKO SIDE CHAIR  
ON PAGE 74

COM 0.4 LIN MTRS / 1PC



Jan, London



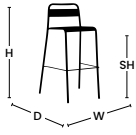
See page 175 for fabrics & finishes



# CLARKSON SRT BARSTOOL 120

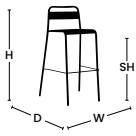
## METAL 120.01



SEAT	BACK	FRAME	DIMENSIONS (inch)
Steel, powdercoated in any standard RAL	Steel, powdercoated in any standard RAL	Steel, powdercoated in any standard RAL	<b>H:</b> 40.16 <b>W:</b> 20.48 <b>D:</b> 22.45 <b>SH:</b> 30.71 

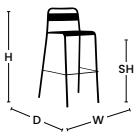
## ROPE 120.02



SEAT	BACK	FRAME	DIMENSIONS (inch)
Rope	Rope	Steel, powdercoated in any standard RAL	<b>H:</b> 40.16 <b>W:</b> 20.48 <b>D:</b> 22.45 <b>SH:</b> 30.71 

## WOOD 120.03



SEAT	BACK	FRAME	DIMENSIONS (inch)
Iroko wood, in natural finish	Iroko wood, in natural finish	Steel, powdercoated in any standard RAL	<b>H:</b> 40.16 <b>W:</b> 20.48 <b>D:</b> 22.45 <b>SH:</b> 31.11 



SUITABLE FOR OUTDOORS



STACKABLE X 4



CLARKSON SRT SIDE CHAIR ON PAGE 77



CLARKSON SRT ARMCHAIR ON PAGE 76



Clarkson, SRT Barstool

See page 175 for fabrics & finishes



MEET THE

# cosy cult family –

*The Cosy Cult family is a metal tubular frame and upholstered seat stool and chair, these look great in leather or fabric with contrasting metal colours. Add comfort to your bar or communal table.*





With a modern, minimalist design and chic silhouette, this curved back dining chair is as stylish as it is functional. Move Cosy Cult Chairs around easily without scratching your floors with the protective floor glides.

#### PRODUCTS IN THIS RANGE:



SIDE CHAIR  
ON **PAGE 82**



STUDIO STOOL  
ON **PAGE 109**



BARSTOOL  
ON **PAGE 109**

A designer chair with a back built on a steel tubular base, ensuring both style and a sturdy item of contract furniture.

Take a seat in style with this classic round upholstered stool. The Cosy Cult Studio Barstool features a tubular construction awash in a metallic finish.

This counter-height industrial bar stool typically makes a good-looking choice for restaurants and diners. It can be found in varying heights and designs to match unique needs and preferences.



See page 175 for fabrics & finishes options

## CLOVER BARSTOOL 121

### RATTAN BACK 121.01



SEAT	BACK	FRAME	DIMENSIONS (inch)
Oak veneered plywood, in any standard finish	Rattan & Plywood, in any standard finish	Oak, in any standard finish	<p>H: 43.71 W: 18.51 D: 18.9 SH: 30.71</p>

COM 0.6 LIN MTRS / IPC

### RATTAN BACK & UPHOLSTERED SEAT 121.02



SEAT	BACK	FRAME	DIMENSIONS (inch)
CAT A CAT B CAT C CAT D CAT E	Rattan & Plywood, in any standard finish	Oak, in any standard finish	<p>H: 43.71 W: 18.51 D: 18.9 SH: 31.5</p>

COM 0.6 LIN MTRS / IPC

### UPHOLSTERED SEAT 121.03



SEAT	BACK	FRAME	DIMENSIONS (inch)
CAT A CAT B CAT C CAT D CAT E	Oak veneered plywood, in any standard finish	Oak, in any standard finish	<p>H: 43.71 W: 18.51 D: 18.9 SH: 31.5</p>

COM 0.6 LIN MTRS / IPC

### UPHOLSTERED SEAT & BACK 121.04



SEAT	BACK	FRAME	DIMENSIONS (inch)
CAT A CAT B CAT C CAT D CAT E	CAT A CAT B CAT C CAT D CAT E	Oak, in any standard finish	<p>H: 43.71 W: 18.51 D: 18.9 SH: 31.5</p>

COM 0.7 LIN MTRS / IPC

### WOOD SEAT 121.05



SEAT	BACK	FRAME	DIMENSIONS (inch)
Oak veneered plywood, in any standard finish	Oak veneered plywood, in any standard finish	Oak, in any standard finish	<p>H: 43.71 W: 18.51 D: 18.9 SH: 30.71</p>



See page 175 for fabrics & finishes

## COSY CULT BARSTOOL 122



SEAT	BACK	FRAME	DIMENSIONS (inch)
CAT A	CAT A	Steel, powdercoated in any standard RAL	 <b>H:</b> 40.95 <b>W:</b> 23.23 <b>D:</b> 21.66 <b>SH:</b> 30.71
CAT B	CAT B		
CAT C	CAT C		
CAT D	CAT D		
CAT E	CAT E		



COSY CULT SIDE CHAIR  
ON PAGE 82

Registered design: 008034227-0008 COM 1.3 LIN MTRS / 1PC

## COSY CULT STUDIO STOOL 123



SEAT	FRAME	DIMENSIONS (inch)
CAT A	Steel, powdercoated in any standard RAL	 <b>H:</b> 30.71 <b>W:</b> 17.33 <b>D:</b> 17.33 <b>SH:</b> 30.71
CAT B		
CAT C		
CAT D		
CAT E		



COSY CULT SIDE CHAIR  
ON PAGE 82

Registered design: 008034227-0009 COM 0.8 LIN MTRS / 1PC

## DUBAI BARSTOOL 124



SEAT	BACK	FRAME	DIMENSIONS (inch)
CAT A	CAT A	Beech, in any standard finish	 <b>H:</b> 43.31 <b>W:</b> 16.93 <b>D:</b> 16.74 <b>SH:</b> 29.53
CAT B	CAT B		
CAT C	CAT C		
CAT D	CAT D		
CAT E	CAT E		



DUBAI SIDE CHAIR  
ON PAGE 82

COM 1.8 LIN MTRS / 1PC



Hotel Brooklyn, Manchester

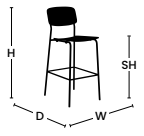
See page 175 for fabrics & finishes



**DUNE BARSTOOL 125**

**WOOD SEAT 125.01**



SEAT	BACK	FRAME	DIMENSIONS (inch)
Plywood, in any standard finish	Plywood, in any standard finish	Steel, powdercoated in any standard RAL	<p>H: 42.13 W: 20.48 D: 20.48 SH: 30.32</p> 

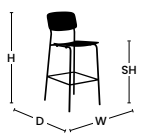


STACKABLE X 4

Registered design: 008034227-0004

**UPHOLSTERED SEAT 125.02**



SEAT	BACK	FRAME	DIMENSIONS (inch)
CAT A	Plywood, in any standard finish	Steel, powdercoated in any standard RAL	<p>H: 42.13 W: 20.48 D: 20.48 SH: 30.71</p> 
CAT B			
CAT C			
CAT D			
CAT E			

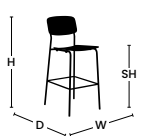


STACKABLE X 4

COM 0.4 LIN MTRS / 1PC

**UPHOLSTERED SEAT & BACK 125.03**



SEAT	BACK	FRAME	DIMENSIONS (inch)
CAT A	CAT A	Steel, powdercoated in any standard RAL	<p>H: 42.13 W: 20.48 D: 20.48 SH: 30.71</p> 
CAT B	CAT B		
CAT C	CAT C		
CAT D	CAT D		
CAT E	CAT E		



STACKABLE X 4

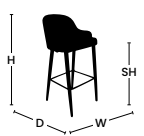


DUNE SIDE CHAIR ON PAGE 83

COM 0.4 LIN MTRS / 1PC

**FIRENZO BARSTOOL 126**



SEAT	BACK	FRAME	DIMENSIONS (inch)
CAT A	CAT A	Beech, in any standard finish	<p>H: 40.56 W: 21.66 D: 22.84 SH: 29.93</p> 
CAT B	CAT B		
CAT C	CAT C		
CAT D	CAT D		
CAT E	CAT E		

Sock options available see page 195

COM 1.6 LIN MTRS / 1PC




See page 175 for fabrics & finishes



**GENEVA AIR BARSTOOL 127**



SEAT	BACK	FRAME	DIMENSIONS (inch)
CAT A	CAT A	Beech, in any standard finish	 <b>H:</b> 44.3 <b>W:</b> 22.05 <b>D:</b> 22.84 <b>SH:</b> 29.93
CAT B	CAT B		
CAT C	CAT C		
CAT D	CAT D		
CAT E	CAT E		
Sock options available <a href="#">see page 195</a>			


**GENEVA AIR ARMCHAIR ON PAGE 84**
COM 1.6 LIN MTRS / 1PC

**GENEVA BARSTOOL 128**



SEAT	BACK	FRAME	DIMENSIONS (inch)
CAT A	CAT A	Beech, in any standard finish	 <b>H:</b> 44.3 <b>W:</b> 22.05 <b>D:</b> 22.84 <b>SH:</b> 29.93
CAT B	CAT B		
CAT C	CAT C		
CAT D	CAT D		
CAT E	CAT E		
Sock options available <a href="#">see page 195</a>			

COM 1.6 LIN MTRS / 1PC

**GENEVA LOW ARM BARSTOOL 129**



SEAT	BACK	FRAME	DIMENSIONS (inch)
CAT A	CAT A	Beech, in any standard finish	 <b>H:</b> 44.1 <b>W:</b> 22.05 <b>D:</b> 22.84 <b>SH:</b> 29.93
CAT B	CAT B		
CAT C	CAT C		
CAT D	CAT D		
CAT E	CAT E		
Sock options available <a href="#">see page 195</a>			


**GENEVA ARMCHAIR ON PAGE 84**

**GENEVA LOUNGE ON PAGE 126**

**GENEVA SOFA ON PAGE 131**
COM 1.6 LIN MTRS / 1PC

See page 175 for fabrics & finishes



### HOBSON BARSTOOL 130



SEAT	BACK	FRAME	DIMENSIONS (inch)
CAT A	CAT A	Steel, powdercoated in any standard RAL	 <b>H:</b> 41.74 <b>W:</b> 19.3 <b>D:</b> 21.66 <b>SH:</b> 31.5
CAT B	CAT B		
CAT C	CAT C		
CAT D	CAT D		
CAT E	CAT E		



HOBSON SIDE CHAIR  
ON PAGE 85

COM 1 LIN MTRS / IPC

### HORIZON AIR BARSTOOL 131



SEAT	BACK	FRAME	DIMENSIONS (inch)
CAT A	CAT A	Beech, in any standard finish	 <b>H:</b> 42.52 <b>W:</b> 21.66 <b>D:</b> 22.84 <b>SH:</b> 29.93
CAT B	CAT B		
CAT C	CAT C		
CAT D	CAT D		
CAT E	CAT E		

Socket options available see page 195

COM 1.6 LIN MTRS / IPC

### HORIZON BARSTOOL 132



SEAT	BACK	FRAME	DIMENSIONS (inch)
CAT A	CAT A	Beech, in any standard finish	 <b>H:</b> 42.52 <b>W:</b> 21.66 <b>D:</b> 22.84 <b>SH:</b> 29.93
CAT B	CAT B		
CAT C	CAT C		
CAT D	CAT D		
CAT E	CAT E		

Socket options available see page 195



HORIZON ARMCHAIR  
ON PAGE 86

COM 1.6 LIN MTRS / IPC



See page 175 for fabrics & finishes





### HULA BARSTOOL 133

#### WOOD SEAT 133.01



SEAT	BACK	FRAME	DIMENSIONS (inch)
Beech, in any standard finish	Beech, in any standard finish	Beech, in any standard finish	<p>H: 43.71 W: 16.93 D: 19.69 SH: 31.5</p>

#### UPHOLSTERED SEAT 133.02



SEAT	BACK	FRAME	DIMENSIONS (inch)
CAT A	Beech, in any standard finish	Beech, in any standard finish	<p>H: 43.71 W: 16.93 D: 19.69 SH: 32.68</p>
CAT B			
CAT C			
CAT D			
CAT E			



HULA SIDE CHAIR  
ON PAGE 86

COM 0.4 LIN MTRS / 1PC

### IVAR BARSTOOL 134



SEAT	BACK	FRAME	DIMENSIONS (inch)
Plywood, in any standard finish	Plywood, in any standard finish	Beech, in any standard finish	<p>H: 33.86 W: 17.33 D: 17.33 SH: 29.53</p>



IVAR SIDE CHAIR  
ON PAGE 86

### LA BOCA BARSTOOL 135



SEAT	BACK	FRAME	DIMENSIONS (inch)
CAT A	CAT A	Beech, in any standard finish	<p>H: 40.36 W: 19.69 D: 22.25 SH: 32.29</p>
CAT B	CAT B		
CAT C	CAT C		
CAT D	CAT D		
CAT E	CAT E		



LA BOCA SIDE CHAIR  
ON PAGE 90

COM 1.2 LIN MTRS / 1PC

See page 175 for fabrics & finishes



**MADISON BARSTOOL 136**



SEAT	BACK	FRAME	DIMENSIONS (inch)
CAT A	CAT A	Beech, in any standard finish	<p>H: 41.74 W: 18.51 D: 18.9 SH: 32.68</p>
CAT B	CAT B		
CAT C	CAT C		
CAT D	CAT D		
CAT E	CAT E		

COM 1.2 LIN MTRS / 1PC

**MAME BARSTOOL 137**



SEAT	BACK	FRAME	DIMENSIONS (inch)
CAT A	CAT A	Beech, in any standard finish	<p>H: 44.49 W: 20.08 D: 20.87 SH: 29.53</p>
CAT B	CAT B		
CAT C	CAT C		
CAT D	CAT D		
CAT E	CAT E		



MAME SIDE CHAIR  
ON PAGE 91

COM 1 LIN MTRS / 1PC

**MAYFAIR BARSTOOL 138**



SEAT	BACK	FRAME	DIMENSIONS (inch)
CAT A	CAT A	Beech, in any standard finish	<p>H: 44.49 W: 22.05 D: 22.84 SH: 29.53</p>
CAT B	CAT B		
CAT C	CAT C		
CAT D	CAT D		
CAT E	CAT E		

Socket options available [see page 195](#)



MAYFAIR ARMCHAIR  
ON PAGE 91

COM 2.1 LIN MTRS / 1PC



See page 175 for fabrics & finishes



## MEL BARSTOOL 139

### WOOD SEAT 139.01



SEAT	BACK	FRAME	DIMENSIONS (inch)
Plywood, in any standard finish	Plywood, in any standard finish	Beech, in any standard finish	<p>H: 45.48 W: 20.67 D: 23.23 SH: 32.88</p>

### UPHOLSTERED SEAT 139.02



SEAT	BACK	FRAME	DIMENSIONS (inch)
CAT A	Plywood, in any standard finish	Beech, in any standard finish	<p>H: 45.48 W: 20.67 D: 23.23 SH: 33.47</p>
CAT B			
CAT C			
CAT D			
CAT E			

COM 0.6 LIN MTRS / 1PC

### UPHOLSTERED SEAT & BACK 139.03



SEAT	BACK	FRAME	DIMENSIONS (inch)
CAT A	CAT A	Beech, in any standard finish	<p>H: 45.48 W: 20.67 D: 23.23 SH: 33.47</p>
CAT B	CAT B		
CAT C	CAT C		
CAT D	CAT D		
CAT E	CAT E		



MEL STACKING  
ON PAGE 93



MEL SIDE CHAIR  
ON PAGE 92



MEL BENCH  
ON PAGE 150

COM 0.7 LIN MTRS / 1PC

## MEMPHIS BARSTOOL 140



SEAT	BACK	FRAME	DIMENSIONS (inch)
CAT A	CAT A	Steel, powdercoated in any standard RAL	<p>H: 42.52 W: 22.84 D: 22.05 SH: 33.47</p>
CAT B	CAT B		
CAT C	CAT C		
CAT D	CAT D		
CAT E	CAT E		

COM 1.8 LIN MTRS / 1PC

See page 175 for fabrics & finishes



**MILANO BARSTOOL 141**

**WOOD SEAT 141.01**



SEAT	BACK	FRAME	DIMENSIONS (inch)
Beech, in any standard finish	Beech, in any standard finish	Beech, in any standard finish	<p>H: 43.31 W: 18.12 D: 18.12 SH: 31.5</p>

**UPHOLSTERED SEAT 141.02**



SEAT	BACK	FRAME	DIMENSIONS (inch)
CAT A CAT B CAT C CAT D CAT E	Beech, in any standard finish	Beech, in any standard finish	<p>H: 43.31 W: 18.12 D: 18.12 SH: 32.29</p>



MILANO SIDE CHAIR  
ON PAGE 94

COM 0.45 LIN MTRS / IPC

**PARLOUR STUDIO STOOL 142**

**WOOD SEAT 142.01**



SEAT	FRAME	DIMENSIONS (inch)
Beech, in any standard finish	Beech, in any standard finish	<p>H: 31.5 W: 16.15 D: 14.97 SH: 31.5</p>

**UPHOLSTERED SEAT 142.02**



SEAT	FRAME	DIMENSIONS (inch)
CAT A CAT B CAT C CAT D CAT E	Beech, in any standard finish	<p>H: 32.68 W: 16.15 D: 14.97 SH: 32.68</p>

COM 0.7 LIN MTRS / IPC



See page 175 for fabrics & finishes



**REGENT BARSTOOL 143**



SEAT	BACK	FRAME	DIMENSIONS (inch)
CAT A	CAT A	Beech, in any standard finish	<p> <b>H:</b> 43.31  <b>W:</b> 18.9  <b>D:</b> 18.9  <b>SH:</b> 32.29                 </p>
CAT B	CAT B		
CAT C	CAT C		
CAT D	CAT D		
CAT E	CAT E		

COM 1.1 LIN MTRS / 1PC

**RITA BARSTOOL 144**



SEAT	BACK	FRAME	DIMENSIONS (inch)
CAT A	CAT A	Beech, in any standard finish	<p> <b>H:</b> 43.31  <b>W:</b> 22.25  <b>D:</b> 24.02  <b>SH:</b> 32.29                 </p>
CAT B	CAT B		
CAT C	CAT C		
CAT D	CAT D		
CAT E	CAT E		



RITA SIDE CHAIR  
ON PAGE 96

COM 1.6 LIN MTRS / 1PC



Knotel, London

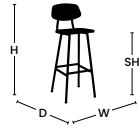
See page 175 for fabrics & finishes



**TAGG BARSTOOL 145**

**WOOD SEAT 145.01**

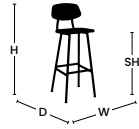


SEAT	BACK	FRAME	DIMENSIONS (inch)
Beech, in any standard finish	Beech, in any standard finish	Steel, powdercoated in any standard RAL	<p>H: 41.34 W: 15.36 D: 16.54 SH: 29.93</p> 

Registered design: 009087620-0006

**UPHOLSTERED SEAT 145.02**

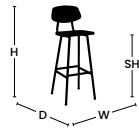


SEAT	BACK	FRAME	DIMENSIONS (inch)
CAT A	Beech, in any standard finish	Steel, powdercoated in any standard RAL	<p>H: 41.34 W: 15.36 D: 16.54 SH: 30.52</p> 
CAT B			
CAT C			
CAT D			
CAT E			

COM 0.4 LIN MTRS / 1PC

**UPHOLSTERED SEAT & BACK 145.03**



SEAT	BACK	FRAME	DIMENSIONS (inch)
CAT A	CAT A	Steel, powdercoated in any standard RAL	<p>H: 41.34 W: 15.36 D: 16.54 SH: 30.52</p> 
CAT B	CAT B		
CAT C	CAT C		
CAT D	CAT D		
CAT E	CAT E		



TAGG STUDIO STOOL  
ON PAGE 119



TAGG SIDE CHAIR  
ON PAGE 98

COM 0.4 LIN MTRS / 1PC

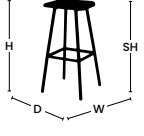


See page 175 for fabrics & finishes

## TAGG STUDIO STOOL 146

### WOOD SEAT 146.01

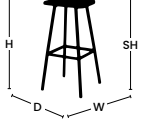


SEAT	FRAME	DIMENSIONS (inch)
Beech, in any standard finish	Steel, powdercoated in any standard RAL	<b>H:</b> 29.93 <b>W:</b> 14.85 <b>D:</b> 16.15 <b>SH:</b> 29.93 

Registered design: 009087620-0007

### UPHOLSTERED SEAT 146.02



SEAT	FRAME	DIMENSIONS (inch)
CAT A	Steel, powdercoated in any standard RAL	<b>H:</b> 30.52 <b>W:</b> 14.85 <b>D:</b> 16.15 <b>SH:</b> 30.52 
CAT B		
CAT C		
CAT D		
CAT E		



TAGG BARSTOOL  
ON PAGE 118

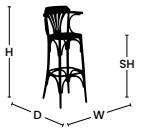


TAGG SIDE CHAIR  
ON PAGE 98

COM 0.45 LIN MTRS / 1PC

## TRATTORIA BARSTOOL 147



SEAT	BACK	FRAME	DIMENSIONS (inch)
Beech, in any standard finish	Beech, in any standard finish	Beech, in any standard finish	<b>H:</b> 42.13 <b>W:</b> 17.72 <b>D:</b> 17.33 <b>SH:</b> 31.5 



TRATTORIA ARMCHAIR  
ON PAGE 99

See page 175 for fabrics & finishes



MEET THE  
**battersea family** —

*Traditional meets modern. We've taken the classic Chesterfield design and moved it into the 21st century with our very own modular sofa.*

Design Hub, London





PRODUCTS IN THIS RANGE:



BATTERSEA ARMCHAIR  
PAGE 123

Single seater Chesterfield style button low back armchair. Wooden legs available in our standard stains.



BATTERSEA SOFA - TWO SEATER ON PAGE 130

Chesterfield style button low back sofa. Wooden legs available in our standard stains.



METICULOUSLY CRAFTED  
ACCORDING TO THE ORIGINAL  
CHESTERFIELD DESIGN



BATTERSEA SOFA - THREE SEATER ON PAGE 130

Chesterfield style button low back sofa. Wooden legs available in our standard stains.



BATTERSEA MODULAR SOFA ON PAGE 138

The Battersea Modular Sofa combines units to create the perfect configuration for your space whilst keeping the classic Chesterfield look.



THICK PADDING AND  
QUALITY UPHOLSTERY

BUILT FROM A WOOD FRAME  
FOR ENHANCED AND  
LONG-TERM STRENGTH



See page 175 for fabrics & finishes options

**ALBERTO LOUNGE CHAIR 148**



SEAT	BACK	FRAME	DIMENSIONS (inch)
CAT A	CAT A	Beech, in any standard finish	<p> <b>H:</b> 39.38  <b>W:</b> 31.5  <b>D:</b> 28.75  <b>SH:</b> 15.75                 </p>
CAT B	CAT B		
CAT C	CAT C		
CAT D	CAT D		
CAT E	CAT E		

Registered design: 009087620-0001 COM 3.5 LIN MTRS / IPC

**ARKANSAS LOUNGE CHAIR 149**



SEAT	BACK	FRAME	DIMENSIONS (inch)
CAT A	CAT A	Beech, in any standard finish	<p> <b>H:</b> 33.67  <b>W:</b> 25.6  <b>D:</b> 29.93  <b>SH:</b> 17.13                 </p>
CAT B	CAT B		
CAT C	CAT C		
CAT D	CAT D		
CAT E	CAT E		

COM 3.1 LIN MTRS / IPC

**BATH ARMCHAIR 150**



SEAT	BACK	FRAME	DIMENSIONS (inch)
CAT A	CAT A	Beech, in any standard finish	<p> <b>H:</b> 41.74  <b>W:</b> 33.08  <b>D:</b> 31.5  <b>SH:</b> 19.69                 </p>
CAT B	CAT B		
CAT C	CAT C		
CAT D	CAT D		
CAT E	CAT E		

COM 4.6 LIN MTRS / IPC



See page 175 for fabrics & finishes



**BATTERSEA ARMCHAIR 151**



SEAT	BACK	FRAME	DIMENSIONS (inch)
CAT A	CAT A	Beech, in any standard finish	<p> <b>H:</b> 28.75  <b>W:</b> 40.95  <b>D:</b> 36.23  <b>SH:</b> 19.3                 </p>
CAT B	CAT B		
CAT C	CAT C		
CAT D	CAT D		
CAT E	CAT E		



TWO SEATER SOFA ON PAGE 130



THREE SEATER SOFA ON PAGE 130



BATTERSEA MODULAR ON PAGE 138


COM 5 LIN MTRS / 1PC

**BROOKLYN LOUNGE CHAIR 152**



SEAT	BACK	FRAME	DIMENSIONS (inch)
CAT A	CAT A	Beech, in any standard finish	<p> <b>H:</b> 31.11  <b>W:</b> 28.75  <b>D:</b> 33.08  <b>SH:</b> 17.72                 </p>
CAT B	CAT B		
CAT C	CAT C		
CAT D	CAT D		
CAT E	CAT E		

COM 3 LIN MTRS / 1PC



Co-Space, Stevenage

See page 175 for fabrics & finishes



**CLOVER LOUNGE 153**

**RATTAN BACK 153.01**



SEAT	BACK	FRAME	DIMENSIONS (inch)
Oak veneered plywood, in any standard finish	Rattan & Plywood, in any standard finish	Oak, in any standard finish	<p>H: 21.66 W: 25.6 D: 26.38 SH: 16.15</p>

Registered design: 009078652-0005

**RATTAN BACK & UPHOLSTERED SEAT 153.02**



SEAT	BACK	FRAME	DIMENSIONS (inch)
CAT A	Rattan & Plywood, in any standard finish	Oak, in any standard finish	<p>H: 21.66 W: 25.6 D: 26.38 SH: 16.34</p>
CAT B			
CAT C			
CAT D			
CAT E			

COM 0.75 LIN MTRS / 1PC

**UPHOLSTERED SEAT & BACK 153.03**



SEAT	BACK	FRAME	DIMENSIONS (inch)
CAT A	CAT A	Oak, in any standard finish	<p>H: 21.66 W: 25.6 D: 26.38 SH: 16.34</p>
CAT B	CAT B		
CAT C	CAT C		
CAT D	CAT D		
CAT E	CAT E		

COM 0.75 LIN MTRS / 1PC

**WOOD SEAT 153.04**



SEAT	BACK	FRAME	DIMENSIONS (inch)
Oak veneered plywood, in any standard finish	Oak veneered plywood, in any standard finish	Oak, in any standard finish	<p>H: 21.66 W: 25.6 D: 26.38 SH: 16.15</p>



CLOVER BARSTOOL ON PAGE 108



CLOVER SIDE CHAIR ON PAGE 81



CLOVER ARMCHAIR ON PAGE 80

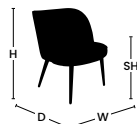


See page 175 for fabrics & finishes



**COLOMBIA LOUNGE CHAIR 154**



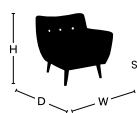
SEAT	BACK	FRAME	DIMENSIONS (inch)
CAT A	CAT A	Beech, in any standard finish	H: 27.96 W: 25.6 D: 29.14 SH: 15.75 
CAT B	CAT B		
CAT C	CAT C		
CAT D	CAT D		
CAT E	CAT E		

Sock options available see page 195

COM 1.8 LIN MTRS / 1PC

**COMPTON ARMCHAIR 155**



SEAT	BACK	FRAME	DIMENSIONS (inch)
CAT A	CAT A	Beech, in any standard finish	H: 32.09 W: 34.26 D: 31.89 SH: 17.72 
CAT B	CAT B		
CAT C	CAT C		
CAT D	CAT D		
CAT E	CAT E		

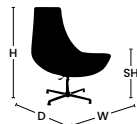


COMPTON SOFA  
ON PAGE 130

COM 3.2 LIN MTRS / 1PC

**CRANE LOUNGE CHAIR 156**



SEAT	BACK	FRAME	DIMENSIONS (inch)
CAT A	CAT A	Steel, powdercoated in any standard RAL	H: 51.19 W: 36.62 D: 34.26 SH: 17.72 
CAT B	CAT B		
CAT C	CAT C		
CAT D	CAT D		
CAT E	CAT E		

COM 2.9 LIN MTRS / 1PC

See page 175 for fabrics & finishes



**DENMAN LOUNGE CHAIR 157**



SEAT	BACK	FRAME	DIMENSIONS (inch)
CAT A	CAT A	Steel, powdercoated in any standard RAL	<p> <b>H:</b> 32.29  <b>W:</b> 28.35  <b>D:</b> 27.37  <b>SH:</b> 17.33                 </p>
CAT B	CAT B		
CAT C	CAT C		
CAT D	CAT D		
CAT E	CAT E		

COM 2 LIN MTRS / IPC

**GENEVA LARGE LOUNGE CHAIR 158**

**SLED BASE 158.01**



SEAT	BACK	FRAME	DIMENSIONS (inch)
CAT A	CAT A	Steel, powdercoated in any standard RAL	<p> <b>H:</b> 31.5  <b>W:</b> 25.99  <b>D:</b> 31.5  <b>SH:</b> 15.75                 </p>
CAT B	CAT B		
CAT C	CAT C		
CAT D	CAT D		
CAT E	CAT E		

COM 2.6 LIN MTRS / IPC

**WOOD LEGS 158.02**



SEAT	BACK	FRAME	DIMENSIONS (inch)
CAT A	CAT A	Beech, in any standard finish	<p> <b>H:</b> 34.26  <b>W:</b> 25.2  <b>D:</b> 31.11  <b>SH:</b> 16.15                 </p>
CAT B	CAT B		
CAT C	CAT C		
CAT D	CAT D		
CAT E	CAT E		

COM 2.6 LIN MTRS / IPC



See page 175 for fabrics & finishes



**GREENWICH ARMCHAIR 159**



SEAT	BACK	FRAME	DIMENSIONS (inch)
CAT A	CAT A	Beech, in any standard finish	<p>H: 31.89 W: 29.53 D: 30.32 SH: 16.15</p>
CAT B	CAT B		
CAT C	CAT C		
CAT D	CAT D		
CAT E	CAT E		



GREENWICH SOFA  
ON PAGE 131

COM 1.7 LIN MTRS / 1PC

**HAVANA ARMCHAIR 160**



SEAT	BACK	FRAME	DIMENSIONS (inch)
CAT A	CAT A	Beech, in any standard finish	<p>H: 32.29 W: 23.63 D: 23.63 SH: 18.51</p>
CAT B	CAT B		
CAT C	CAT C		
CAT D	CAT D		
CAT E	CAT E		

Sock options available see page 195

COM 1.9 LIN MTRS / 1PC

**HAYWARD LOUNGE CHAIR 161**



SEAT	BACK	FRAME	DIMENSIONS (inch)
CAT A	CAT A	Beech, in any standard finish	<p>H: 31.5 W: 28.75 D: 32.68 SH: 16.15</p>
CAT B	CAT B		
CAT C	CAT C		
CAT D	CAT D		
CAT E	CAT E		

COM 2.7 LIN MTRS / 1PC

See page 175 for fabrics & finishes



**KITE LOUNGE CHAIR 162**



SEAT	BACK	FRAME	DIMENSIONS (inch)
CAT A	CAT A	Steel, powdercoated in any standard RAL	<p>H: 32.29 W: 21.66 D: 30.71 SH: 15.75</p>
CAT B	CAT B		
CAT C	CAT C		
CAT D	CAT D		
CAT E	CAT E		



**KITE SIDE CHAIR**  
ON PAGE 90

Registered design: 008034227-0008 COM 1.8 LIN MTRS / 1PC

**KORAL ARMCHAIR 163**



SEAT	BACK	FRAME	DIMENSIONS (inch)
CAT A	CAT A	Beech, in any standard finish	<p>H: 29.93 W: 32.29 D: 33.86 SH: 17.72</p>
CAT B	CAT B		
CAT C	CAT C		
CAT D	CAT D		
CAT E	CAT E		



**KORAL TWO SEATER**  
ON PAGE 134



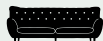
**KORAL THREE SEATER**  
ON PAGE 134

COM 4.6 LIN MTRS / 1PC

**LOGAN ARMCHAIR 164**



SEAT	BACK	FRAME	DIMENSIONS (inch)
CAT A	CAT A	Beech, in any standard finish	<p>H: 34.65 W: 33.47 D: 33.47 SH: 18.51</p>
CAT B	CAT B		
CAT C	CAT C		
CAT D	CAT D		
CAT E	CAT E		



**LOGAN THREE SEATER**  
ON PAGE 134

COM 4.6 LIN MTRS / 1PC



See page 175 for fabrics & finishes





**LØKKEN LOUNGE CHAIR 165**



SEAT	BACK	FRAME	DIMENSIONS (inch)
CAT A	CAT A	Steel, powdercoated in any standard RAL	<p>H: 29.14 W: 26.38 D: 29.14 SH: 15.75</p>
CAT B	CAT B		
CAT C	CAT C		
CAT D	CAT D		
CAT E	CAT E		

Registered design: 008034227-0008 COM 2.6 LIN MTRS / 1PC

**LONGLEAT ARMCHAIR 166**



SEAT	BACK	FRAME	DIMENSIONS (inch)
CAT A	CAT A	Beech, in any standard finish	<p>H: 34.26 W: 31.5 D: 31.5 SH: 18.51</p>
CAT B	CAT B		
CAT C	CAT C		
CAT D	CAT D		
CAT E	CAT E		



LONGLEAT TWO SEATER ON PAGE 135

COM 3 LIN MTRS / 1PC

**VERSAILLES ARMCHAIR 167**



SEAT	BACK	FRAME	DIMENSIONS (inch)
CAT A	CAT A	Beech, in any standard finish	<p>H: 28.75 W: 31.5 D: 30.71 SH: 18.12</p>
CAT B	CAT B		
CAT C	CAT C		
CAT D	CAT D		
CAT E	CAT E		



VERSAILLES SOFA ON PAGE 135

COM 4.5 LIN MTRS / 1PC

See page 175 for fabrics & finishes



**BATTERSEA SOFA 168**

**TWO SEATER 168.01**



SEAT	BACK	FRAME	DIMENSIONS (inch)
CAT A	CAT A	Beech, in any standard finish	<p> <b>H:</b> 28.75  <b>W:</b> 59.06  <b>D:</b> 36.23  <b>SH:</b> 19.3                 </p>
CAT B	CAT B		
CAT C	CAT C		
CAT D	CAT D		
CAT E	CAT E		

COM 6.5 LIN MTRS / 1PC

**THREE SEATER 168.02**



SEAT	BACK	FRAME	DIMENSIONS (inch)
CAT A	CAT A	Beech, in any standard finish	<p> <b>H:</b> 28.75  <b>W:</b> 77.17  <b>D:</b> 36.23  <b>SH:</b> 19.3                 </p>
CAT B	CAT B		
CAT C	CAT C		
CAT D	CAT D		
CAT E	CAT E		



**BATTERSEA ARMCHAIR**  
ON PAGE 123



**BATTERSEA MODULAR**  
ON PAGE 138

COM 8 LIN MTRS / 1PC

**COMPTON SOFA 169**



SEAT	BACK	FRAME	DIMENSIONS (inch)
CAT A	CAT A	Beech, in any standard finish	<p> <b>H:</b> 32.09  <b>W:</b> 61.42  <b>D:</b> 31.89  <b>SH:</b> 17.72                 </p>
CAT B	CAT B		
CAT C	CAT C		
CAT D	CAT D		
CAT E	CAT E		



**COMPTON ARMCHAIR**  
ON PAGE 125

COM 6.2 LIN MTRS / 1PC



See page 175 for fabrics & finishes



**GENEVA SOFA 170**



SEAT	BACK	FRAME	DIMENSIONS (inch)
CAT A	CAT A	Beech, in any standard finish	H: 35.83 W: 47.64 D: 26.78 SH: 18.9
CAT B	CAT B		
CAT C	CAT C		
CAT D	CAT D		
CAT E	CAT E		



GENEVA ARMCHAIR ON PAGE 84    
 GENEVA BARSTOOL ON PAGE 111    
 GENEVA LOUNGE ON PAGE 126    
 COM 3.6 LIN MTRS / 1PC

**GREENWICH SOFA 171**



SEAT	BACK	FRAME	DIMENSIONS (inch)
CAT A	CAT A	Beech, in any standard finish	H: 31.89 W: 63 D: 30.32 SH: 16.15
CAT B	CAT B		
CAT C	CAT C		
CAT D	CAT D		
CAT E	CAT E		



GREENWICH ARMCHAIR ON PAGE 127    
 COM 2.9 LIN MTRS / 1PC



Wind, Roma

See page 175 for fabrics & finishes



Showroom, London

MEET THE  
**koral family** \_

Design Hub, London



The Koral family is an elegant and timeless design, perfect for any hotel lounge or lobby. The cushions are filled with high-density foam and comfy fibre topping to provide ultra-supportive comfort. Contemporary and comfy!

**PRODUCTS IN THIS RANGE:**



ARMCHAIR  
ON **PAGE 128**



TWO AND THREE SEATER SOFA  
ON **PAGE 134**

This low back armchair is available with the option of button detail and timber feet.

With beautiful neutral tones, wooden legs, two decorative cylinder cushions and crisp lines, these sofas will look elegant in any space.

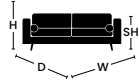


See page 175 for fabrics & finishes options

## KORAL SOFA 172

### TWO SEATER 172.01

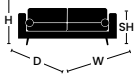


SEAT	BACK	FRAME	DIMENSIONS (inch)
CAT A	CAT A	Beech, in any standard finish	<b>H:</b> 29.93 <b>W:</b> 79.53 <b>D:</b> 33.86 <b>SH:</b> 17.72 
CAT B	CAT B		
CAT C	CAT C		
CAT D	CAT D		
CAT E	CAT E		

COM 10 LIN MTRS / 1PC

### THREE SEATER 172.02



SEAT	BACK	FRAME	DIMENSIONS (inch)
CAT A	CAT A	Beech, in any standard finish	<b>H:</b> 29.93 <b>W:</b> 110.24 <b>D:</b> 33.86 <b>SH:</b> 17.72 
CAT B	CAT B		
CAT C	CAT C		
CAT D	CAT D		
CAT E	CAT E		

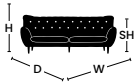


KORAL ARMCHAIR  
ON PAGE 128

COM 11.5 LIN MTRS / 1PC

## LOGAN SOFA 173



SEAT	BACK	FRAME	DIMENSIONS (inch)
CAT A	CAT A	Beech, in any standard finish	<b>H:</b> 34.65 <b>W:</b> 84.65 <b>D:</b> 33.47 <b>SH:</b> 18.51 
CAT B	CAT B		
CAT C	CAT C		
CAT D	CAT D		
CAT E	CAT E		



LOGAN ARMCHAIR  
ON PAGE 128

COM 16 LIN MTRS / 1PC




See page 175 for fabrics & finishes



**LONGLEAT SOFA 174**



SEAT	BACK	FRAME	DIMENSIONS (inch)
CAT A	CAT A	Beech, in any standard finish	<b>H:</b> 34.26 <b>W:</b> 63 <b>D:</b> 31.5 <b>SH:</b> 18.51 
CAT B	CAT B		
CAT C	CAT C		
CAT D	CAT D		
CAT E	CAT E		

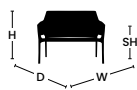


LONGLEAT ARMCHAIR  
ON PAGE 129

COM 4.6 LIN MTRS / 1PC

**NEPTUNE SOFA 175**



SEAT	BACK	FRAME	DIMENSIONS (inch)
Polypropylene	Polypropylene	Polypropylene	<b>H:</b> 33.86 <b>W:</b> 45.67 <b>D:</b> 27.56 <b>SH:</b> 16.54 




SUITABLE FOR  
OUTDOORS



NEPTUNE ARMCHAIR  
ON PAGE 96

**VERSAILLES SOFA 176**



SEAT	BACK	FRAME	DIMENSIONS (inch)
CAT A	CAT A	Beech, in any standard finish	<b>H:</b> 28.75 <b>W:</b> 55.12 <b>D:</b> 30.71 <b>SH:</b> 18.12 
CAT B	CAT B		
CAT C	CAT C		
CAT D	CAT D		
CAT E	CAT E		



VERSAILLES LOUNGE CHAIR  
ON PAGE 129

COM 5.5 LIN MTRS / 1PC

See page 175 for fabrics & finishes





MEET OUR  
modular seating\_

*Modular or standard sofa units. The options are endless here  
with curved, straight and outdoor options.*

Courier Live, London



PRODUCTS IN THIS RANGE:



BOHO MODULAR SOFA  
PAGE 140

Our versatile Boho Modular Sofa has been cleverly designed with small and awkward access spaces in mind.



BLOK MODULAR SOFA  
ON PAGE 139

The Blok Modular range is a collection of modern casual sofas designed with comfort in mind.



PLATFORM MODULAR SOFA  
PAGE 142

A configurable outdoor seating sofa with a wooden platform, metal legs and upholstered cushion.



BATTERSEA MODULAR SOFA ON  
PAGE 138

The Battersea Modular Sofa showcases rolled arms, soft linen-blend upholstery, and firm yet comfortable foam padding.



WAIVE MODULAR SOFA  
PAGE 143

Available to be configured with three different units. Sofa sold separately or as a component to the award-winning Circle of Life.



MODULAR SEATING  
SUITABLE FOR  
OUTDOORS



STATE-OF-THE-ART  
CONFIGURATOR

Interact with Modular Seating in real time.



See page 175 for fabrics & finishes options

**BATTERSEA MODULAR SOFA 177**



**EXTERNAL CORNER 177.01**



SEAT	BACK	LEGS	DIMENSIONS (inch)
CAT A	CAT A	Beech, in any standard finish	<b>H:</b> 31.89 <b>W:</b> 35.44 <b>D:</b> 35.44 <b>SH:</b> 19.3 
CAT B	CAT B		
CAT C	CAT C		
CAT D	CAT D		
CAT E	CAT E		

Registered design: 008840730-0001 COM 4.1 LIN MTRS / 1PC

**INTERNAL CORNER 177.02**



SEAT	BACK	LEGS	DIMENSIONS (inch)
CAT A	CAT A	Beech, in any standard finish	<b>H:</b> 31.89 <b>W:</b> 35.44 <b>D:</b> 35.44 <b>SH:</b> 19.3 
CAT B	CAT B		
CAT C	CAT C		
CAT D	CAT D		
CAT E	CAT E		

Registered design: 008840730-0002 COM 5 LIN MTRS / 1PC

**SINGLE SEAT 177.03**



SEAT	BACK	LEGS	DIMENSIONS (inch)
CAT A	CAT A	Beech, in any standard finish	<b>H:</b> 31.89 <b>W:</b> 23.63 <b>D:</b> 35.44 <b>SH:</b> 19.3 
CAT B	CAT B		
CAT C	CAT C		
CAT D	CAT D		
CAT E	CAT E		

Registered design: 008840730-0003 COM 3.7 LIN MTRS / 1PC

**TWO SEATER 177.04**



SEAT	BACK	LEGS	DIMENSIONS (inch)
CAT A	CAT A	Beech, in any standard finish	<b>H:</b> 31.89 <b>W:</b> 47.25 <b>D:</b> 35.44 <b>SH:</b> 19.3 
CAT B	CAT B		
CAT C	CAT C		
CAT D	CAT D		
CAT E	CAT E		



**BATTERSEA ARMCHAIR**  
ON PAGE 123



**BATTERSEA TWO SEATER**  
ON PAGE 130



**BATTERSEA THREE SEATER**  
ON PAGE 130

Registered design: 009078652-0010  
COM 5.8 LIN MTRS / 1PC



See page 175 for fabrics & finishes



**BLOK MODULAR SOFA 178**



AVAILABLE WITH  
POWER ON REQUEST

**CORNER 178.01**



SEAT	BACK	LEGS	DIMENSIONS (inch)
CAT A	CAT A	Beech Legs, in any standard finish	<b>H:</b> 28.94 <b>W:</b> 35.44 <b>D:</b> 35.44 <b>SH:</b> 15.75 
CAT B	CAT B		
CAT C	CAT C		
CAT D	CAT D		
CAT E	CAT E		

COM 3.9 LIN MTRS / 1PC

**CUBE 178.02**



SEAT	BACK	LEGS	DIMENSIONS (inch)
CAT A	CAT A	Beech Legs, in any standard finish	<b>H:</b> 15.75 <b>W:</b> 35.44 <b>D:</b> 35.44 <b>SH:</b> 15.75 
CAT B	CAT B		
CAT C	CAT C		
CAT D	CAT D		
CAT E	CAT E		

COM 1.95 LIN MTRS / 1PC

**LARGE CUBE 178.03**



SEAT	BACK	LEGS	DIMENSIONS (inch)
CAT A	CAT A	Beech Legs, in any standard finish	<b>H:</b> 15.75 <b>W:</b> 61.03 <b>D:</b> 61.03 <b>SH:</b> 15.75 
CAT B	CAT B		
CAT C	CAT C		
CAT D	CAT D		
CAT E	CAT E		

COM 4.9 LIN MTRS / 1PC

**SEAT 178.04**



SEAT	BACK	LEGS	DIMENSIONS (inch)
CAT A	CAT A	Beech Legs, in any standard finish	<b>H:</b> 28.94 <b>W:</b> 25.6 <b>D:</b> 35.44 <b>SH:</b> 15.75 
CAT B	CAT B		
CAT C	CAT C		
CAT D	CAT D		
CAT E	CAT E		

COM 2.85 LIN MTRS / 1PC

See page 175 for fabrics & finishes




**BOHO MODULAR SOFA 179**



AVAILABLE WITH  
POWER ON REQUEST

**CHAISE LONGUE 179.01**




SEAT	BACK	LEGS	DIMENSIONS (inch)
CAT A	CAT A	Beech Legs, in any standard finish	<b>H:</b> 27.96 <b>W:</b> 36.62 <b>D:</b> 48.43 <b>SH:</b> 17.72 
CAT B	CAT B		
CAT C	CAT C		
CAT D	CAT D		
CAT E	CAT E		

COM 4.2 LIN MTRS / 1PC

**LEFT CORNER 179.02**

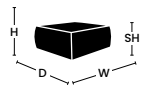


SEAT	BACK	LEGS	DIMENSIONS (inch)
CAT A	CAT A	Beech Legs, in any standard finish	<b>H:</b> 27.96 <b>W:</b> 36.62 <b>D:</b> 36.62 <b>SH:</b> 17.72 
CAT B	CAT B		
CAT C	CAT C		
CAT D	CAT D		
CAT E	CAT E		

COM 4 LIN MTRS / 1PC

**POUFFE 179.03**



SEAT	BACK	LEGS	DIMENSIONS (inch)
CAT A	CAT A	Beech Legs, in any standard finish	<b>H:</b> 17.72 <b>W:</b> 36.62 <b>D:</b> 36.62 <b>SH:</b> 17.72 
CAT B	CAT B		
CAT C	CAT C		
CAT D	CAT D		
CAT E	CAT E		

COM 3.7 LIN MTRS / 1PC



See page 175 for fabrics & finishes



**RIGHT CORNER** 179.04



SEAT	BACK	LEGS	DIMENSIONS (inch)
CAT A	CAT A	Beech Legs, in any standard finish	
CAT B	CAT B		
CAT C	CAT C		
CAT D	CAT D		
CAT E	CAT E		

COM 4 LIN MTRS / IPC

**SEAT** 179.05



SEAT	BACK	LEGS	DIMENSIONS (inch)
CAT A	CAT A	Beech Legs, in any standard finish	
CAT B	CAT B		
CAT C	CAT C		
CAT D	CAT D		
CAT E	CAT E		

COM 3.7 LIN MTRS / IPC

**CREATE YOUR OWN MODULAR CONFIGURATION**

Π Ω Η

**BOHO MODULAR SOFA**

SPECIFICATION  
UPHOLSTERY: JAFFA, DIVERSITY

**CONTROLS**

ZOOM

- [Slider] +

◀ ▶ ↺ [Color Swatches]

Save Image Reset

POWERED BY MODE

↑

---

**UPHOLSTERY**

FILTER BY COLOURS: ALL **DIVERSITY** EMOTION EXPLORE INFUSION JOURNAL MOMENTUM PATTERNISTAS REVIVAL TRADITION VITALITY

FILTER BY RANGE

FILTER BY MATERIAL

FILTER BY CAT

FILTER BY CERTIFICATION

◀ [Color Swatches] ▶

LIZARD DIVERSITY SEAWEED DIVERSITY CORN DIVERSITY CANARY DIVERSITY SUN DIVERSITY CLEMENTINE DIVERSITY **JAFFA DIVERSITY** RHUBARB DIVERSITY BERGEN DIVERSITY MULLED WINE DIVERSITY ▶

See page 175 for fabrics & finishes



PLATFORM MODULAR SOFA 180



SUITABLE FOR OUTDOORS



SINGLE SEATER 180.01



SEAT	BACK	FRAME	DIMENSIONS (inch)
CAT A	CAT A	Ash in natural stain & steel available in any standard RAL	
CAT B	CAT B		
CAT C	CAT C		
CAT D	CAT D		
CAT E	CAT E		



SUITABLE FOR OUTDOORS

COM 2.4 LIN MTRS / 1PC

TWO SEATER 180.02



SEAT	BACK	FRAME	DIMENSIONS (inch)
CAT A	CAT A	Ash in natural stain & steel available in any standard RAL	
CAT B	CAT B		
CAT C	CAT C		
CAT D	CAT D		
CAT E	CAT E		



SUITABLE FOR OUTDOORS

COM 4.2 LIN MTRS / 1PC

THREE SEATER 180.03



SEAT	BACK	FRAME	DIMENSIONS (inch)
CAT A	CAT A	Ash in natural stain & steel available in any standard RAL	
CAT B	CAT B		
CAT C	CAT C		
CAT D	CAT D		
CAT E	CAT E		



SUITABLE FOR OUTDOORS

COM 6.3 LIN MTRS / 1PC

CORNER 180.04



SEAT	BACK	FRAME	DIMENSIONS (inch)
CAT A	CAT A	Ash in natural stain & steel available in any standard RAL	
CAT B	CAT B		
CAT C	CAT C		
CAT D	CAT D		
CAT E	CAT E		



SUITABLE FOR OUTDOORS



PLATFORM COFFEE TABLE ON PAGE 25

COM 8.6 LIN MTRS / 1PC



See page 175 for fabrics & finishes

# WAIVE MODULAR SOFA 181



AVAILABLE WITH  
POWER ON REQUEST



## EXTERNAL CURVE 181.01



SEAT	BACK	FRAME	DIMENSIONS (inch)
CAT A	CAT A	Steel, powdercoated black	<p>H: 30.32 W: 64.57 D: 24.34 SH: 16.86</p>
CAT B	CAT B		
CAT C	CAT C		
CAT D	CAT D		
CAT E	CAT E		

Registered design: 008840730-0004 COM 5.7 LIN MTRS / 1PC

## INTERNAL CURVE 181.02



SEAT	BACK	FRAME	DIMENSIONS (inch)
CAT A	CAT A	Steel, powdercoated black	<p>H: 30.32 W: 50.4 D: 24.34 SH: 16.86</p>
CAT B	CAT B		
CAT C	CAT C		
CAT D	CAT D		
CAT E	CAT E		


Registered design: 008840730-0005 COM 5.5 LIN MTRS / 1PC

## STRAIGHT 181.03



SEAT	BACK	FRAME	DIMENSIONS (inch)
CAT A	CAT A	Steel, powdercoated black	<p>H: 30.32 W: 35.24 D: 24.34 SH: 16.86</p>
CAT B	CAT B		
CAT C	CAT C		
CAT D	CAT D		
CAT E	CAT E		

Registered design: 009078652-0009 COM 5.4 LIN MTRS / 1PC



See page 175 for fabrics & finishes





MEET OUR  
**banquette seating**

Flora, Tivoli

Photography: Alessandro Catania





PRODUCTS IN THIS RANGE:



CAPITAL BANQUETTE  
ON **PAGE 146**

Buttoned back banquette seating with either a wooden plinth base or wooden legs.



LONDON BANQUETTE  
ON **PAGE 147**

Fluted back upholstered banquette seating with either a wooden plinth or leg frame.



PARIS BANQUETTE  
ON **PAGE 148**

Upholstered roll top banquette seating with a wooden plinth or Leg frame base.



POD BANQUETTE  
ON **PAGE 149**

Upholstered plain banquette seating available with a wooden plinth or leg frame.



STATE-OF-THE-ART CONFIGURATOR

Interact with Banquette Seating in real time.



PLINTH BASE AVAILABLE WITH POWER ON REQUEST



AVAILABLE BASES:



Wooden Plinth



Beech Legs



See page 175 for fabrics & finishes options

**CAPITAL BANQUETTE 182**

AVAILABLE BASES:



Plinth



Legs



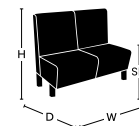
PLINTH BASE  
AVAILABLE WITH  
POWER ON  
REQUEST



39.38 X 63 182.01



SEAT & BACK	FRAME	DIMENSIONS (inch)
CAT A CAT B CAT C CAT D CAT E	Laminate plinth base as standard	H: 39.38 W: 63 D: 25.6 SH: 18.71
Beech legs available on request		

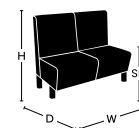


COM 5.25 LIN MTRS / 1PC

39.38 X 47.25 182.02



SEAT & BACK	FRAME	DIMENSIONS (inch)
CAT A CAT B CAT C CAT D CAT E	Laminate plinth base as standard	H: 39.38 W: 47.25 D: 25.6 SH: 18.71
Beech legs available on request		

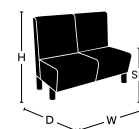


COM 3.7 LIN MTRS / 1PC

39.38 X 25.6 (CORNER) 182.03



SEAT & BACK	FRAME	DIMENSIONS (inch)
CAT A CAT B CAT C CAT D CAT E	Laminate plinth base as standard	H: 39.38 W: 25.6 D: 25.6 SH: 18.71
Beech legs available on request		

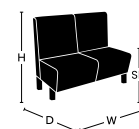


COM 4.2 LIN MTRS / 1PC

39.38 X 23.63 182.04



SEAT & BACK	FRAME	DIMENSIONS (inch)
CAT A CAT B CAT C CAT D CAT E	Laminate plinth base as standard	H: 39.38 W: 23.63 D: 25.6 SH: 18.71
Beech legs available on request		



COM 2.1 LIN MTRS / 1PC

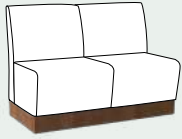


See page 175 for fabrics & finishes

# LONDON BANQUETTE 183



AVAILABLE BASES:



Plinth



Legs

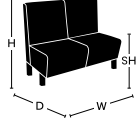


PLINTH BASE AVAILABLE WITH POWER ON REQUEST



39.38 X 63 183.01

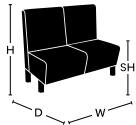


SEAT & BACK	FRAME	DIMENSIONS (inch)
CAT A CAT B CAT C CAT D CAT E	Laminate plinth base as standard	<b>H:</b> 39.38 <b>W:</b> 63 <b>D:</b> 25.6 <b>SH:</b> 18.71 
Beech legs available on request		

COM 8.5 LIN MTRS / 1PC

39.38 X 47.25 183.02

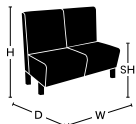


SEAT & BACK	FRAME	DIMENSIONS (inch)
CAT A CAT B CAT C CAT D CAT E	Laminate plinth base as standard	<b>H:</b> 39.38 <b>W:</b> 47.25 <b>D:</b> 25.6 <b>SH:</b> 18.71 
Beech legs available on request		

COM 6.4 LIN MTRS / 1PC

39.38 X 25.6 (CORNER) 183.03

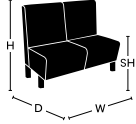


SEAT & BACK	FRAME	DIMENSIONS (inch)
CAT A CAT B CAT C CAT D CAT E	Laminate plinth base as standard	<b>H:</b> 39.38 <b>W:</b> 25.6 <b>D:</b> 25.6 <b>SH:</b> 18.71 
Beech legs available on request		

COM 6.85 LIN MTRS / 1PC

39.38 X 23.63 183.04



SEAT & BACK	FRAME	DIMENSIONS (inch)
CAT A CAT B CAT C CAT D CAT E	Laminate plinth base as standard	<b>H:</b> 39.38 <b>W:</b> 23.63 <b>D:</b> 25.6 <b>SH:</b> 18.71 
Beech legs available on request		

COM 3.4 LIN MTRS / 1PC

See page 175 for fabrics & finishes

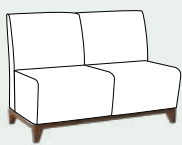


# PARIS BANQUETTE 184

## AVAILABLE BASES:



Plinth



Legs

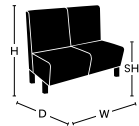


PLINTH BASE  
AVAILABLE WITH  
POWER ON  
REQUEST



39.38 X 63 184.01

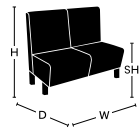


SEAT & BACK	FRAME	DIMENSIONS (inch)
CAT A CAT B CAT C CAT D CAT E	Laminate plinth base as standard	<b>H:</b> 39.38 <b>W:</b> 63 <b>D:</b> 25.6 <b>SH:</b> 18.71 
Beech legs available on request		

COM 8.5 LIN MTRS / IPC

39.38 X 47.25 184.02

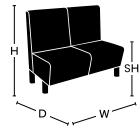


SEAT & BACK	FRAME	DIMENSIONS (inch)
CAT A CAT B CAT C CAT D CAT E	Laminate plinth base as standard	<b>H:</b> 39.38 <b>W:</b> 47.25 <b>D:</b> 25.6 <b>SH:</b> 18.71 
Beech legs available on request		

COM 6.4 LIN MTRS / IPC

39.38 X 25.6 (CORNER) 184.03

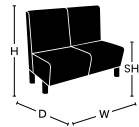


SEAT & BACK	FRAME	DIMENSIONS (inch)
CAT A CAT B CAT C CAT D CAT E	Laminate plinth base as standard	<b>H:</b> 39.38 <b>W:</b> 25.6 <b>D:</b> 25.6 <b>SH:</b> 18.71 
Beech legs available on request		

COM 6.85 LIN MTRS / IPC

39.38 X 23.63 184.04



SEAT & BACK	FRAME	DIMENSIONS (inch)
CAT A CAT B CAT C CAT D CAT E	Laminate plinth base as standard	<b>H:</b> 39.38 <b>W:</b> 23.63 <b>D:</b> 25.6 <b>SH:</b> 18.71 
Beech legs available on request		

COM 3.4 LIN MTRS / IPC




See page 175 for fabrics & finishes



**POD BANQUETTE 185**

AVAILABLE BASES:



Plinth



Legs

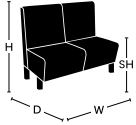


PLINTH BASE AVAILABLE WITH POWER ON REQUEST



**39.38 X 63** 185.01

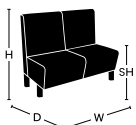


SEAT & BACK	FRAME	DIMENSIONS (inch)
CAT A CAT B CAT C CAT D CAT E	Laminate plinth base as standard	<b>H:</b> 39.38 <b>W:</b> 63 <b>D:</b> 25.6 <b>SH:</b> 18.71 
Beech legs available on request		

COM 6 LIN MTRS / 1PC


**39.38 X 47.25** 185.02

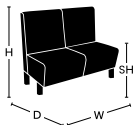


SEAT & BACK	FRAME	DIMENSIONS (inch)
CAT A CAT B CAT C CAT D CAT E	Laminate plinth base as standard	<b>H:</b> 39.38 <b>W:</b> 47.25 <b>D:</b> 25.6 <b>SH:</b> 18.71 
Beech legs available on request		

COM 4 LIN MTRS / 1PC

**39.38 X 25.6 (CORNER)** 185.03

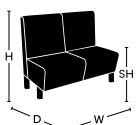


SEAT & BACK	FRAME	DIMENSIONS (inch)
CAT A CAT B CAT C CAT D CAT E	Laminate plinth base as standard	<b>H:</b> 39.38 <b>W:</b> 25.6 <b>D:</b> 25.6 <b>SH:</b> 18.71 
Beech legs available on request		

COM 6.5 LIN MTRS / 1PC

**39.38 X 23.63** 185.04



SEAT & BACK	FRAME	DIMENSIONS (inch)
CAT A CAT B CAT C CAT D CAT E	Laminate plinth base as standard	<b>H:</b> 39.38 <b>W:</b> 23.63 <b>D:</b> 25.6 <b>SH:</b> 18.71 
Beech legs available on request		

COM 3 LIN MTRS / 1PC

See page 175 for fabrics & finishes



## CO-CREATE BENCH 186

### TWO SEATER 186.01



SEAT	FRAME	DIMENSIONS (inch)
CAT A	Steel, in any standard RAL	<p>H: 17.33 W: 47.25 D: 17.72 SH: 17.33</p>
CAT B		
CAT C		
CAT D		
CAT E		

Registered design: 009087620-0002 COM 1.2 LIN MTRS / 1PC

### THREE SEATER 186.02



SEAT	FRAME	DIMENSIONS (inch)
CAT A	Steel, in any standard RAL	<p>H: 17.33 W: 63 D: 17.72 SH: 17.33</p>
CAT B		
CAT C		
CAT D		
CAT E		

COM 1.7 LIN MTRS / 1PC

## MEL BENCH 187



SEAT	BACK	FRAME	DIMENSIONS (inch)
CAT A	Plywood, in any standard finish	Beech, in any standard finish	<p>H: 30.71 W: 47.25 D: 20.08 SH: 19.3</p>
CAT B			
CAT C			
CAT D			
CAT E			



MEL SIDE CHAIR  
ON PAGE 92



MEL BARSTOOL  
ON PAGE 115

Registered design: 009087620-0003 COM 1.6 LIN MTRS / 1PC

## MELANIE BENCH 188




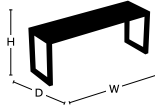
SEAT	FRAME	DIMENSIONS (inch)
CAT A	Beech, in any standard finish	<p>H: 19.3 W: 47.25 D: 20.08 SH: 19.3</p>
CAT B		
CAT C		
CAT D		
CAT E		

Registered design: 009087620-0004 COM 1.6 LIN MTRS / 1PC



See page 175 for fabrics & finishes

**MILL BENCH 189**

	SEAT	FRAME	DIMENSIONS (inch)
	Wood effect composite	Steel, powdercoated in Grey RAL 7016	H: 18.71 W: 42.52 D: 14.18 SH: 18.71 

 **SUITABLE FOR OUTDOORS**
 **CIGARETTE PROOF**
 **MILL TABLE ON PAGE 27**
 **MILL TABLE TOP ON PAGE 38**
 **MILL STOOL ON PAGE 158**



See page 175 for fabrics & finishes  

# MEET THE RAW box bleachers\_

*The Raw Box bleacher seating system available at Table Place Chairs,  
designed in collaboration with RAW workshop.*

**RAW**  
WORKSHOP

CUSHIONS AND SEAT  
PADS AVAILABLE



CAN BE STACKED AND  
POSITIONED IN A VARIETY OF  
CONFIGURATIONS TO SUIT  
YOUR NEEDS

Courier Live, London



## WHY USE OUR RAW BOXES?

Our RAW boxes are made from recycled and reclaimed timber all manufactured by a team who support people from our communities who face prejudice and barriers to work. Over 85% of the team will be striving to succeed in the face of issues such as physical or learning difficulties, mental health illness, recovery from addiction and criminal histories.





**PRODUCTS IN THIS RANGE:**

A stacking box system that creates stages, seating platforms and touchdown spaces. Manufactured from Beech ply and can include removable seat pads.



SINGLE BOX WOOD SEAT  
ON **PAGE 155**



SINGLE UPHOLSTERED  
SEATON **PAGE 155**



DOUBLE BOX STORAGE SEAT  
ON **PAGE 154**



DOUBLE BOX WOOD SEAT  
ON **PAGE 154**




DOUBLE BOX UPHOLSTERED SEAT  
ON **PAGE 154**



**SINGLE AND DOUBLE  
SEAT PADS AVAILABLE**

**THE WOODEN STORAGE  
BOX SEAT IS DESIGNED  
TO INSPIRE CREATIVITY  
AND HELP BUSINESSES  
UTILIZE SPACE MORE  
EFFICIENTLY.**



See page 175 for fabrics & finishes options

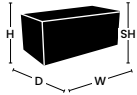
**RAW BLEACHER BOXES: DOUBLE 190**



STACKABLE

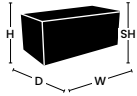
**WOOD SEAT 190.01**



FRAME		DIMENSIONS (inch)
Plywood, in any standard finish		<b>H:</b> 16.54 <b>W:</b> 40.95 <b>D:</b> 20.48 <b>SH:</b> 16.54 

**DOUBLE UPHOLSTERED SEAT 190.02**

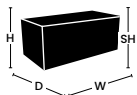


SEAT	FRAME	DIMENSIONS (inch)
CAT A CAT B CAT C CAT D CAT E	Plywood, in any standard finish	<b>H:</b> 18.12 <b>W:</b> 40.95 <b>D:</b> 20.48 <b>SH:</b> 18.12 

Registered design: 009087620-0009 COM 0.6 LIN MTRS / 1PC

**UPHOLSTERED SEAT 190.03**



SEAT	FRAME	DIMENSIONS (inch)
CAT A CAT B CAT C CAT D CAT E	Plywood, in any standard finish	<b>H:</b> 18.12 <b>W:</b> 40.95 <b>D:</b> 20.48 <b>SH:</b> 18.12 

COM 0.6 LIN MTRS / 1PC

**STORAGE SEAT 190.04**

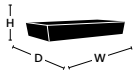


FRAME		DIMENSIONS (inch)
Plywood, in any standard finish		<b>H:</b> 16.54 <b>W:</b> 40.95 <b>D:</b> 20.48 <b>SH:</b> 16.54 

Registered design: 009087620-0010

**DOUBLE SEAT PAD 190.05**



SEAT PAD	DIMENSIONS (inch)
CAT A CAT B CAT C CAT D CAT E	<b>H:</b> 1.58 <b>W:</b> 40.16 <b>D:</b> 20.08 

COM 0.6 LIN MTRS / 1PC



See page 175 for fabrics & finishes

**RAW BLEACHER BOXES: SINGLE 191**



**STACKABLE**

**WOOD SEAT 191.01**



FRAME	DIMENSIONS (inch)
Plywood, in any standard finish	<p><b>H:</b> 16.54  <b>W:</b> 20.48  <b>D:</b> 20.48  <b>SH:</b> 16.54</p>

**UPHOLSTERED SEAT 191.02**



SEAT	FRAME	DIMENSIONS (inch)
CAT A CAT B CAT C CAT D CAT E	Plywood, in any standard finish	<p><b>H:</b> 18.12  <b>W:</b> 20.48  <b>D:</b> 20.48  <b>SH:</b> 18.12</p>

Registered design: 009087620-0009 COM 0.6 LIN MTRS / IPC

**SINGLE SEAT PAD 191.03**



SEAT PAD	DIMENSIONS (inch)
CAT A CAT B CAT C CAT D CAT E	<p><b>H:</b> 1.58  <b>W:</b> 20.08  <b>D:</b> 20.08</p>

COM 0.6 LIN MTRS / IPC



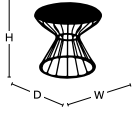
Knotel, London

See page 175 for fabrics & finishes



**BLACKPOOL LOW STOOL 192**

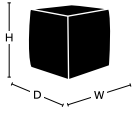


UPHOLSTERED SEAT	FRAME	DIMENSIONS (inch)
CAT A	Steel, powdercoated in any standard RAL	<b>H:</b> 15.75 <b>W:</b> 16.93 <b>D:</b> 16.93 <b>SH:</b> 15.75 
CAT B		
CAT C		
CAT D		
CAT E		

COM 0.8 LIN MTRS / 1PC

**CUBE POUFFE 193**



UPHOLSTERED SEAT	FRAME	DIMENSIONS (inch)
CAT A	Beech, in any standard finish	<b>H:</b> 18.12 <b>W:</b> 18.12 <b>D:</b> 18.12 <b>SH:</b> 18.12 
CAT B		
CAT C		
CAT D		
CAT E		

COM 0.8 LIN MTRS / 1PC



CDW, London



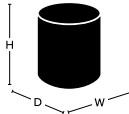
See page 175 for fabrics & finishes



**CYLINDER POUFFE 194**

**SMALL 194.01**

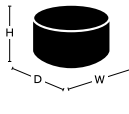


SEAT	DIMENSIONS (inch)
CAT A	<b>H:</b> 18.12 <b>W:</b> 15.75 <b>D:</b> 15.75 <b>SH:</b> 18.12 
CAT B	
CAT C	
CAT D	
CAT E	

COM 1.1 LIN MTRS / 1PC

**LARGE 194.02**



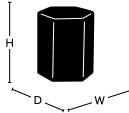
SEAT	DIMENSIONS (inch)
CAT A	<b>H:</b> 18.12 <b>W:</b> 30.71 <b>D:</b> 30.71 <b>SH:</b> 18.12 
CAT B	
CAT C	
CAT D	
CAT E	

COM 1.6 LIN MTRS / 1PC

**HEX POUFFE 195**

**SMALL 195.01**

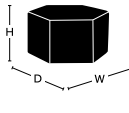


SEAT	DIMENSIONS (inch)
CAT A	<b>H:</b> 18.12 <b>W:</b> 17.72 <b>D:</b> 17.72 <b>SH:</b> 18.12 
CAT B	
CAT C	
CAT D	
CAT E	

COM 0.9 LIN MTRS / 1PC

**LARGE 195.02**



SEAT	DIMENSIONS (inch)
CAT A	<b>H:</b> 18.12 <b>W:</b> 30.71 <b>D:</b> 30.71 <b>SH:</b> 18.12 
CAT B	
CAT C	
CAT D	
CAT E	

COM 1.6 LIN MTRS / 1PC

See page 175 for fabrics & finishes



**LUCK POUFFE 196**



UPHOLSTERED SEAT	DIMENSIONS (inch)
CAT A	<p>H: 17.72 W: 14.57 D: 14.57 SH: 17.72</p>
CAT B	
CAT C	
CAT D	
CAT E	

Registered design: 009078652-0003 COM 1.7 LIN MTRS / 1PC

**MILL STOOL 197**



SEAT	FRAME	DIMENSIONS (inch)
Wood effect composite	Steel, powdercoated in Grey RAL 7016	<p>H: 18.71 W: 14.18 D: 14.18 SH: 18.71</p>



SUITABLE FOR OUTDOORS



CIGARETTE PROOF



MILL BENCH ON PAGE 189



MILL TABLE ON PAGE 27



MILL TABLE TOP ON PAGE 38

**SONATA POUFFE 198**



UPHOLSTERED SEAT	FRAME	DIMENSIONS (inch)
CAT A	<p>Brushed brass, available in three patinas</p>	<p>H: 17.72 W: 14.97 D: 14.97 SH: 17.72</p>
CAT B		
CAT C		
CAT D		
CAT E		

COM 0.8 LIN MTRS / 1PC

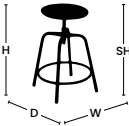


See page 175 for fabrics & finishes



**TOMM LOW STOOL 199**



UPHOLSTERED SEAT	FRAME	DIMENSIONS (inch)
<p>Beech plywood, in any standard finish</p>	<p>Steel, powdercoated in any standard RAL</p>	<p> <b>H:</b> 20.28  <b>W:</b> 15.16  <b>D:</b> 15.16  <b>SH:</b> 20.28                 </p> 



See page 175 for fabrics & finishes



TABLE PLACE CHAIRS \_



Co-space, Stevenage





Outdoor Seating **P.162** / Outdoor Table Tops **P.168** /  
Outdoor Table Bases **P.172** / Outdoor Tables **P.173**

**ALIZE SIDE CHAIR 202**



SEAT	BACK	FRAME	DIMENSIONS (inch)
Steel, powdercoated in limited colours	Steel, powdercoated in limited colours	Steel, powdercoated in limited colours	<p>H: 31.7 W: 16.74 D: 16.74 SH: 18.12</p>



FOLDING SEAT



ALIZE DINING TABLE ON PAGE 26

**CLARKSON SRT ARMCHAIR 201**

**METAL 201.01**



SEAT	BACK	FRAME	DIMENSIONS (inch)
Steel, powdercoated in any standard RAL	Steel, powdercoated in any standard RAL	Steel, powdercoated in any standard RAL	<p>H: 32.68 W: 22.64 D: 20.48 SH: 17.72</p>

**ROPE 201.02**



SEAT	BACK	FRAME	DIMENSIONS (inch)
Rope	Rope	Steel, powdercoated in any standard RAL	<p>H: 32.68 W: 22.64 D: 20.48 SH: 17.33</p>

**WOOD 201.03**



SEAT	BACK	FRAME	DIMENSIONS (inch)
Iroko wood, in natural finish	Iroko wood, in natural finish	Steel, powdercoated in any standard RAL	<p>H: 32.68 W: 22.64 D: 20.48 SH: 17.92</p>



STACKABLE X 4



CLARKSON SRT BARSTOOL ON PAGE 105



CLARKSON SRT ARMCHAIR ON PAGE 76



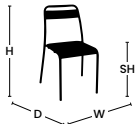
See page 175 for fabrics & finishes



**CLARKSON SRT SIDE CHAIR 202**

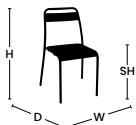
**METAL 202.01**



SEAT	BACK	FRAME	DIMENSIONS (inch)
Steel, powdercoated in any standard RAL	Steel, powdercoated in any standard RAL	Steel, powdercoated in any standard RAL	<b>H:</b> 32.68 <b>W:</b> 20.28 <b>D:</b> 20.48 <b>SH:</b> 17.72 

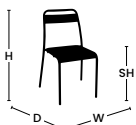
**ROPE 202.02**



SEAT	BACK	FRAME	DIMENSIONS (inch)
Rope	Rope	Steel, powdercoated in any standard RAL	<b>H:</b> 32.68 <b>W:</b> 20.28 <b>D:</b> 20.48 <b>SH:</b> 17.33 

**WOOD 202.03**



SEAT	BACK	FRAME	DIMENSIONS (inch)
Iroko wood, in natural finish	Iroko wood, in natural finish	Steel, powdercoated in any standard RAL	<b>H:</b> 32.68 <b>W:</b> 20.28 <b>D:</b> 20.48 <b>SH:</b> 17.92 



STACKABLE X 6



CLARKSON SRT BARSTOOL ON PAGE 105



CLARKSON SRT ARMCHAIR ON PAGE 76




Clarkson Armchair, Barbican

See page 175 for fabrics & finishes



**MODA ARMCHAIR 203**



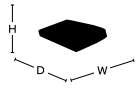
SEAT	BACK	FRAME	DIMENSIONS (inch)
Steel, powdercoated in any standard RAL	Steel, powdercoated in any standard RAL	Steel, powdercoated in any standard RAL	<p><b>H:</b> 29.73  <b>W:</b> 22.64  <b>D:</b> 20.08  <b>SH:</b> 17.72</p> 



STACKABLE X4

**LOOSE SEAT PAD 203.01**



UPHOLSTERY	DIMENSIONS (inch)
CAT A	<p><b>H:</b> 1.97  <b>W:</b> 14.77  <b>D:</b> 15.36</p> 
CAT B	
CAT C	
CAT D	
CAT E	

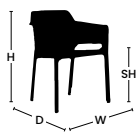


STACKABLE X4

COM 0.5 LIN MTRS / 1PC

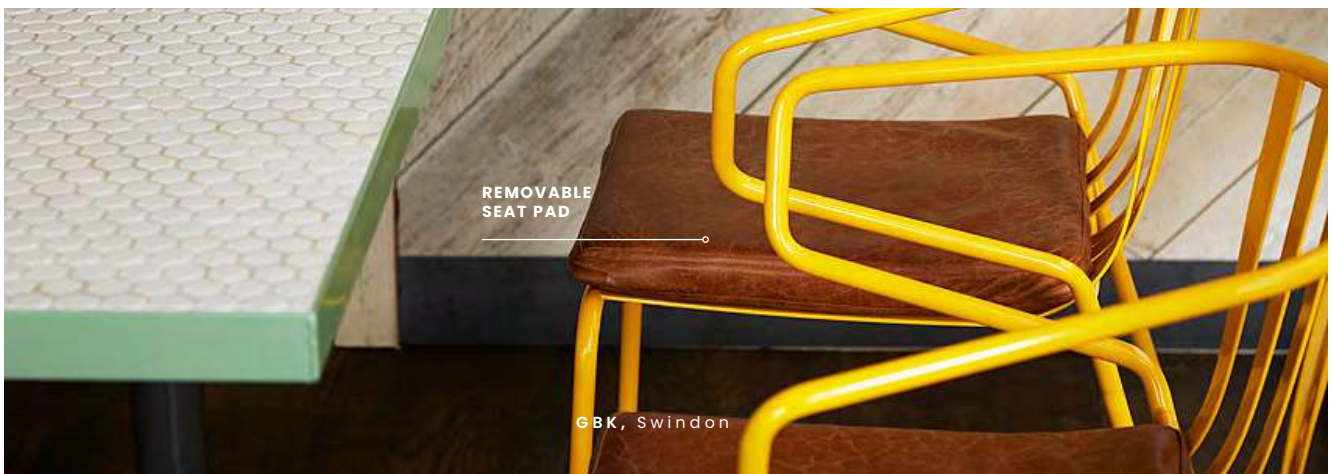
**NEPTUNE ARMCHAIR 204**



MATERIALS	DIMENSIONS (inch)
Polypropylene	<p><b>H:</b> 31.5  <b>W:</b> 23.82  <b>D:</b> 23.04  <b>SH:</b> 18.51</p> 



NEPTUNE SOFA  
ON PAGE 135



GBK, Swindon



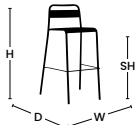
See page 175 for fabrics & finishes



### CLARKSON SRT BARSTOOL 205

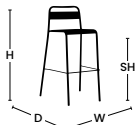
METAL 205.01



SEAT	BACK	FRAME	DIMENSIONS (inch)
Steel, powdercoated in any standard RAL	Steel, powdercoated in any standard RAL	Steel, powdercoated in any standard RAL	<b>H:</b> 40.16 <b>W:</b> 20.48 <b>D:</b> 22.45 <b>SH:</b> 30.71 

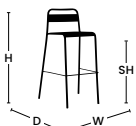
ROPE 205.02



SEAT	BACK	FRAME	DIMENSIONS (inch)
Rope	Rope	Steel, powdercoated in any standard RAL	<b>H:</b> 40.16 <b>W:</b> 20.48 <b>D:</b> 22.45 <b>SH:</b> 30.71 

WOOD 205.03



SEAT	BACK	FRAME	DIMENSIONS (inch)
Iroko wood, in natural finish	Iroko wood, in natural finish	Steel, powdercoated in any standard RAL	<b>H:</b> 40.16 <b>W:</b> 20.48 <b>D:</b> 22.45 <b>SH:</b> 31.11 



STACKABLE X 4



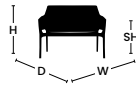
CLARKSON SRT SIDE CHAIR ON PAGE 77



CLARKSON SRT ARMCHAIR ON PAGE 76

### NEPTUNE SOFA 175



SEAT	BACK	FRAME	DIMENSIONS (inch)
Polypropylene	Polypropylene	Polypropylene	<b>H:</b> 33.86 <b>W:</b> 45.67 <b>D:</b> 27.56 <b>SH:</b> 16.54 



NEPTUNE ARMCHAIR ON PAGE 96

See page 175 for fabrics & finishes



PLATFORM MODULAR SOFA 207



SUITABLE FOR OUTDOORS



SINGLE SEATER 207.01



SEAT	BACK	FRAME	DIMENSIONS (inch)
CAT A	CAT A	Ash in natural stain & steel available in any standard RAL	<p>H: 30.71 W: 40.56 D: 32.29 SH: 14.18</p>
CAT B	CAT B		
CAT C	CAT C		
CAT D	CAT D		
CAT E	CAT E		

COM 2.4 LIN MTRS / 1PC

TWO SEATER 207.02



SEAT	BACK	FRAME	DIMENSIONS (inch)
CAT A	CAT A	Ash in natural stain & steel available in any standard RAL	<p>H: 30.71 W: 68.12 D: 32.29 SH: 14.18</p>
CAT B	CAT B		
CAT C	CAT C		
CAT D	CAT D		
CAT E	CAT E		

COM 4.2 LIN MTRS / 1PC

THREE SEATER 207.03



SEAT	BACK	FRAME	DIMENSIONS (inch)
CAT A	CAT A	Ash in natural stain & steel available in any standard RAL	<p>H: 30.71 W: 100.4 D: 32.29 SH: 14.18</p>
CAT B	CAT B		
CAT C	CAT C		
CAT D	CAT D		
CAT E	CAT E		

COM 6.3 LIN MTRS / 1PC

CORNER 207.04



SEAT	BACK	FRAME	DIMENSIONS (inch)
CAT A	CAT A	Ash in natural stain & steel available in any standard RAL	<p>H: 30.71 W: 100.75 D: 72.84 SH: 14.18</p>
CAT B	CAT B		
CAT C	CAT C		
CAT D	CAT D		
CAT E	CAT E		



PLATFORM COFFEE TABLE ON PAGE 25

COM 8.6 LIN MTRS / 1PC



See page 175 for fabrics & finishes



**MILL BENCH 208**



SEAT	FRAME	DIMENSIONS (inch)
Wood effect composite	Steel, powdercoated in Grey RAL 7016	<p>H: 18.71 W: 42.52 D: 14.18 SH: 18.71</p>



CIGARETTE PROOF



MILL TABLE ON PAGE 27



MILL TABLE TOP ON PAGE 38

**MILL STOOL 209**



SEAT	FRAME	DIMENSIONS (inch)
Wood effect composite	Steel, powdercoated in Grey RAL 7016	<p>H: 18.71 W: 14.18 D: 14.18 SH: 18.71</p>



CIGARETTE PROOF



MILL BENCH ON PAGE 189



MILL TABLE ON PAGE 27



MILL TABLE TOP ON PAGE 38

See page 175 for fabrics & finishes



## MILL TABLE TOP 210

Wood effect composite resin in Grey RAL 7016 steel frame.



**CIGARETTE  
PROOF**



**MILL BENCH  
ON PAGE 189**



**MILL TABLE  
ON PAGE 27**



**MILL STOOL  
ON PAGE 158**

### LIMED

	VARIATION	DIMENSIONS (inch)
		H:1.58 W:27.56 D:27.56





See page 175 for fabrics & finishes






**LAMSTAR TABLE TOP 211**

An outdoor solid high pressure laminate table top, available in black or white.



VARIATION	DIMENSIONS (inch)	ITEM NUMBER
	<b>H: 0.4 W: 23.63 D: 27.56</b>	211.01
	<b>H: 0.4 W: 27.56 D: 31.5</b>	211.02
	<b>H: 0.4 W: 23.63 D: 23.63</b>	211.03
	<b>H: 0.4 W: 27.56 D: 27.56</b>	211.04
	<b>H: 0.4 W: 31.5 D: 31.5</b>	211.05
	<b>H: 0.4 DIA: 23.63</b>	211.06
	<b>H: 0.4 DIA: 27.56</b>	211.07
	<b>H: 0.4 DIA: 31.5</b>	211.08

See page 175 for fabrics & finishes



## ROBINIA TABLE TOP 212

An outdoor wooden slatted table top in solid robinia wood.



VARIATION	DIMENSIONS (inch)	ITEM NUMBER
	<b>H:</b> 0.71 <b>W:</b> 23.63 <b>D:</b> 23.63	212.01
	<b>H:</b> 0.71 <b>W:</b> 27.56 <b>D:</b> 27.56	212.02
	<b>H:</b> 0.71 <b>W:</b> 31.5 <b>D:</b> 31.5	212.03
	<b>H:</b> 0.71 <b>DIA:</b> 23.63	212.04
	<b>H:</b> 0.71 <b>DIA:</b> 27.56	212.05
	<b>H:</b> 0.71 <b>DIA:</b> 31.5	212.06






See page 175 for fabrics & finishes



**VERSATOP TABLE TOP 213**

Outdoor resin composite table top.  
Available in black or white.



VARIATION	DIMENSIONS (inch)	ITEM NUMBER
	<b>H:</b> 1.19 <b>W:</b> 23.63 <b>D:</b> 27.56	213.01
	<b>H:</b> 1.19 <b>W:</b> 23.63 <b>D:</b> 23.63	213.02
	<b>H:</b> 1.19 <b>W:</b> 27.56 <b>D:</b> 27.56	213.03
	<b>H:</b> 1.19 <b>W:</b> 31.5 <b>D:</b> 31.5	213.04
	<b>H:</b> 1.19 <b>DIA:</b> 23.63	213.05
	<b>H:</b> 1.19 <b>DIA:</b> 27.56	213.06
	<b>H:</b> 1.19 <b>DIA:</b> 31.5	213.07

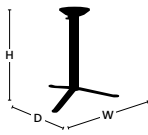
See page 175 for fabrics & finishes





### ADAPTABLE FLIP BASE 214



DIMENSIONS (inch)	MATERIALS
 <p data-bbox="820 322 1066 344"><b>H: 28.35 W: 23.63 D: 23.63</b></p>	<p data-bbox="1123 315 1430 356">Galvanised steel, powdercoated in any standard RAL</p>



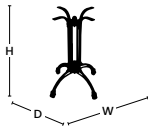
STACKABLE

Registered design: 009078652-0007

### CONTINENTAL 215

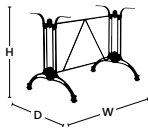
#### SINGLE DINING BASE 215.01



DIMENSIONS (inch)	MATERIALS
 <p data-bbox="820 891 1066 913"><b>H: 27.37 W: 17.72 D: 17.72</b></p>	<p data-bbox="1193 884 1362 925">Steel, powdercoated in any standard RAL</p>

#### TWIN DINING BASE 215.02



DIMENSIONS (inch)	MATERIALS
 <p data-bbox="820 1270 1066 1292"><b>H: 27.37 W: 35.04 D: 17.72</b></p>	<p data-bbox="1193 1263 1362 1303">Steel, powdercoated in any standard RAL</p>



See page 175 for fabrics & finishes



**ALIZE DINING TABLE 216**



DIMENSIONS (inch)	TOP	FRAME
<p>H: 29.14 W: 27.56 D: 19.69</p>	Steel, powdercoated in limited colours	Steel, powdercoated in limited colours



FOLDING TABLE



ALIZE SIDE CHAIR ON PAGE 70

**MILL TABLE 217**



DIMENSIONS (inch)	TOP	FRAME
<p>H: 29.14 W: 47.25 D: 27.96</p>	Limed mill	Steel, powdercoated in Grey RAL 7016



CIGARETTE PROOF



MILL BENCH ON PAGE 189



MILL TABLE TOP ON PAGE 38

See page 175 for fabrics & finishes





BLACK  
R-10

TABLE PLACE  
CHAIRS...  
cat a / revival

PUTTY  
R-12

TABLE PLACE  
CHAIRS...  
cat a / revival

PUTTY  
R-12

PUTTY  
R-12

PUTTY  
R-12

PUTTY  
R-12

PUTTY  
R-12

PUTTY  
R-12

PUTTY  
R-12

SUNSET  
R-11

TABLE PLACE  
CHAIRS...  
cat a / revival

NEUTRAL  
R-13

TABLE PLACE  
CHAIRS...  
cat a / revival

NEUTRAL  
R-13

NEUTRAL  
R-13

NEUTRAL  
R-13

NEUTRAL  
R-13

NEUTRAL  
R-13

NEUTRAL  
R-13

NEUTRAL  
R-13



Fabrics **P.176** / Finishes **P.190** / Metal Socks **P.194**

# fabrics



Co Space, Reading

All our upholstered products are available in COM/COL but we have our standard global fabric range that has been selected for the contract market across the globe.

A fully tried and tested fabric range, suitable for contract use and tested globally. These fabrics meet the requirements for fire and contract use all across the world.

All fabrics we recommend are Crib 5 compliant for the contract environment Globally

All fabrics in our range have a minimum of 50,000 rub tests (Martindale rub test)

All foam used in our upholstered products are CMHR (fire rated) foam and where it is a formed foam we use PUR certified foam.

THESE FABRICS MEET THE REQUIREMENTS  
FOR FIRE AND CONTRACT USE ALL  
ACROSS THE WORLD



IMO



MI-M2



CLASS 1 IM



BI-B2


CALIFORNIA 117





**FABRICS / CATEGORY A: REVIVAL**

**An act or instance of reviving; the state of being revived.** *Renewed attention to or interest in something. A new presentation of publication of something old. We felt bringing something back to life was appropriate for this range of fabrics; with their muted tones, understated look and feel. Variations in color and weave give it a revived look and feel, as if they have been brought back to life for modern furnishing...*



R-01 Charcoal



R-02 Beige




R-03 Light Grey



R-04 Wheat




R-05 Light Brown



R-06 Dark Brown



R-07 Brown



R-08 Chocolate



R-09 Dark Chocolate



R-10 Black



R-11 Sunset




R-12 Yellow




R-13 Orange



R-14 Rhubarb & Custard



R-15 Putty



R-16 Neutral



R-17 Grass



R-18 Autumn Red



R-19 Dusk



R-20 Deep Red



R-21 Red Brown



R-22 Deep Pink



R-23 Blueberry



R-24 Lavender




CALIFORNIA 117

## FABRIC / CATEGORY A: REVIVAL

**An act or instance of reviving; the state of being revived.** *Renewed attention to or interest in something. A new presentation of publication of something old.* We felt bringing something back to life was appropriate for this range of fabrics; with their muted tones, understated look and feel. Variations in color and weave give it a revived look and feel, as if they have been brought back to life for modern furnishing...



R-25 Soft Purple



R-26 Autumn Pink



R-27 Soft Pink



R-28 Aqua



R-29 Light Blue



R-30 Mid Blue



R-31 Midnight Sky



R-32 Sea Blue



R-33 Dark Blue




R-34 Liquorice



R-35 Hazy Purple



R-36 Green



R-37 Bright Green



R-38 Moss



R-39 Olive



R-40 Dark Grey



R-41 Stone



R-42 Grey

FABRIC / CATEGORY A: MOMENTUM

The force that keeps an object moving, or keeps an event developing after it has started. Momentum feels colourful and has movement! This range has so many colourways that they seem to create movement, pop and brightness to a space!












**FABRIC / CATEGORY A: MOMENTUM**

**The force that keeps an object moving, or keeps an event developing after it has started.**  
 Momentum feels colourful and has movement! This range has so many colourways that they seem to create movement, pop and brightness to a space!



M-25 Blue Moon



M-26 Dark Teal



M-27 Navy



M-28 Dark Blue



M-29 Midnight




M-30 Emerald



M-31 Lime



M-32 Moss



M-33 Dark Green



M-34 Teal



M-35 Forest Green




M-36 Fog




M-37 Dark Grey




M-38 Rock




M-39 Anthracite




M-40 Elephant



M-41 Black



M-42 Stone




M-43 Hedgehog



M-44 Pinball



M-45 Sea Floor



M-46 Badger



IMO



M1-M2



CLASS 1 IM



B1-B2

CALIFORNIA 117



**FABRIC / CATEGORY B: DIVERSITY**


Many different types of things or people being included in something; a range of different things or people. We admit this is different and that is why we wanted to use it. With its weave and colours, it can be a great fabric to set off a color theme with texture.




D-01 Black



D-02 Hounds Tooth



D-03 Stone



D-04 Chocolate



D-05 Smoke



D-06 Dark Brown



D-07 Canary



D-08 Corn



D-09 Sun



D-10 Clementine



D-11 Jaffa



D-12 Rhubarb



D-13 Bergen



D-14 Red



D-15 Mulled Wine



D-16 Burgundy



D-17 Grape



D-18 Baby Blue



D-19 Crystal Blue



D-20 Sapphire



D-21 Oxford



D-22 Midnight



D-23 Blueberry




D-24 Humpback Blue



CALIFORNIA 117

**FABRIC / CATEGORY B: DIVERSITY**


**Many different types of things or people being included in something; a range of different things or people.** We admit this is different and that is why we wanted to use it. With its weave and colours, it can be a great fabric to set off a color theme with texture.




D-25 Winter Blue



D-26 Peppermint



D-27 Jolt



D-28 Ocean



D-29 Butterfly Green



D-30 Mojito



D-31 Apple




D-32 Lizard




D-33 Olive




D-34 Green




D-35 Seaweed



D-36 Concrete



D-37 Light Grey



D-38 Zebra



D-39 Inc



D-40 Charcoal



CALIFORNIA 117



**FABRIC / CATEGORY B: EMOTION FAUX LEATHER**

**A strong feeling such as love or anger, or strong feelings in general.** Feelings, love, anger, emotions are all areas of imagination, which have to be controlled and defined, described and this collection is just that! It feels like poetry and song.



Em-01 White Room



Em-02 Beige Before Beauty



Em-03 Scroll Of Parchment



Em-04 Harvest



Em-05 Pearl Band




Em-06 Clear Light




Em-07 Wake Up




Em-08 Association



Em-09 Cinder Road



Em-10 Revelations



Em-11 Illusion



Em-12 In The Woodland



Em-13 Lotus Rose



Em-14 Tiger Curry



Em-15 Electric Prune



Em-16 Morning Glory



Em-17 Hippo Dream



Em-18 Two Suns



Em-19 Rust Never Sleeps




Em-20 Bark



Em-21 Shady Grove



Em-22 Jungle Marmalade



Em-23 Lime Ranger



Em-24 The Green Tambourine



IMO



M1-M2



CLASS 1 IM



B1-B2

CALIFORNIA 117

**FABRIC / CATEGORY B: EMOTION FAUX LEATHER**

**A strong feeling such as love or anger, or strong feelings in general.** Feelings, love, anger, emotions are all areas of imagination, which have to be controlled and defined, described and this collection is just that! It feels like poetry and song.



Em-25 Fever Tree



Em-26 Moby Grape



Em-27 Jewel In The Crown



Em-28 The Peppermint Trolley




Em-29 Lagoon Mist




Em-30 Blue Cheer



Em-31 The Imperial



Em-32 Ultimate Spinach




Em-33 Battle Ship Blues



Em-34 Basic Blues



Em-35 The Palace



Em-36 Night Watch



Em-37 Silver City



Em-38 Stone Cheer



Em-39 Window To The Stars



Em-40 Dark Train



IMO



M1-M2



CLASS 1 IM



B1-B2

CALIFORNIA 117



To search and discover (about something). The explore range has been inspired by discovering natural elements; whether sensory or visual, these colours will give that feel.



Ex-01 Ice



Ex-02 Luxury



Ex-03 Moon



Ex-04 Chimney



Ex-05 Cocoa



Ex-06 Shadow



Ex-07 Huntsman



Ex-08 Pipe



Ex-09 Nappa



Ex-10 Carmenera



Ex-11 Atmosphere



Ex-12 Pigeon



Ex-13 Ocean



IMO



M1-M2



CLASS 1 IM




B1-B2

CALIFORNIA 117

**FABRIC / CATEGORY C: JOURNAL REAL LEATHER**

A written record of what you have done each day, sometimes including your private thoughts and feelings. This array of colours bring out travel, experiences and objects that will enter your thoughts and feelings as you look around.




J-01 Laundry



J-02 Candle




J-03 Paris Sky



J-04 Cloud



J-05 Pebble



J-06 Baseball



J-07 Riding Boot



J-08 Locomotive



J-09 Berries



J-10 Broadway



J-11 Lucky



J-12 Mangrove



J-13 Pigeon



J-14 Field



J-15 Clay



J-16 Ballet



J-17 Hamper



J-18 Merchant



J-19 Voyage



J-20 Gulf Stream




CALIFORNIA 117



**FABRIC / CATEGORY E: TRADITION REAL LEATHER**

**A belief, principle, or way of acting that people in a particular society or group have followed for a long time.** Stepping back in time, following an age-old ritual, or that musical sound which brings a sense of tradition. The aesthetics and natural properties of real leather has a quality that has been accepted in society over many years.



T-01 Ebony



T-02 Coast



T-03 Motley



T-04 Horizon



T-05 Ancient



T-06 Burnt



T-07 Roots




T-08 Wood



T-09 Wine



T-10 Classical



T-11 Ensign



T-12 Rythmn



T-13 Folk



T-14 Gypsy




T-15 Hogan



T-16 Icon



T-17 Corn




T-18 Fresco




T-19 Bind




T-20 Euphoric



T-21 Clouding



T-22 Mist




T-23 Chrome



CALIFORNIA 117

FABRIC / CATEGORY E: INFUSION

The act of adding one things to another to make it stronger or better. Taste, color, smell, sounds and those distant far-reaching lands, come together to create an infusion of texture which is found amongst this fabric range.



I-01 Charcoal



I-02 Siberia



I-03 Beige



I-04 Brown



I-05 Burnt




I-06 Dark Brown



I-07 Pumpkin



I-08 Mustard



I-09 Deep Red



I-10 Burgundy



I-11 Blush Pink



I-12 Magenta



I-13 Red



I-14 Flamingo



I-15 Dark Blue



I-16 Blackcurrent



I-17 Purple



I-18 Star Of Bombay



I-19 Blue



I-20 Light Blue



I-21 Navy



I-22 Turtle Bay



I-23 Midnight Blue



I-24 Sapphire



CLASS 1 IM

CALIFORNIA 117



**FABRIC / CATEGORY E: INFUSION**

The act of adding one thing to another to make it stronger or better. Taste, color, smell, sounds and those distant far-reaching lands, come together to create an infusion of texture which is found amongst this fabric range.



I-25 Copenhagen



I-26 Leaf Green



I-27 Lime



I-28 Citrus




I-29 Forest Green




I-30 Kiwi



I-31 Mist



I-32 Black




I-33 Ice



CLASS 1 IM

CALIFORNIA 117

# finishes



## METALS

When specifying Brass, Copper and Zinc a finish needs to be selected for the level of Patina. All table tops are then clear lacquered.

All Steel and Aluminium can be powdercoated to any RAL color. Steel is available in clear lacquer to give the industrial finish. Die Cast Aluminium is available in polished or powdercoated.

Chrome and polished aluminium are in the natural finish where applicable.



## WOOD

Timbers used for our manufacturing chairs and tables are Oak, Beech and Ash. Outdoor timbers used are Iroko and Robinia, with a natural oiled finish.

All timbers are sustainably sourced through FSC and PEFC schemes. Timber is available in our standard stains and colours, distressed on request.

Plywood used has a Beech, or an Oak veneer.

All lacquers used on our timber finishes are water based to support our sustainability, healthy, safety processes and goals.



## SUSTAINABLE

Recycled plastic materials are used for table tops and surfaces and are available on request. These will have color variances and sometimes differ from samples.

Materials include recycled wood foresso, recycled plastic terrazzo, jesmonite and a series of other innovative sustainable materials.



## STONE

All stones are a natural material and may have defects, all marble and terrazzo need finishing to seal the stone. Wine and dark oils will stain if not cleaned off immediately.

Quartz and resin can be formed and are available in a number of designs, where required, drawings and specifications will be required for sign off before manufacture.



**FINISHES / WOOD STAINS**

**OAK STAINS**



O10 The Jetty



O19 The Fjords




O7 Dimension



O8 The Roastery



O9 Barn Beam



O16 Looking Natural



O18 The School Fence




Distressed On Request


**BEECH STAINS**



B10 The Jetty



B19 The Fjords



B7 Dimension



B8 The Roastery



B9 Barn Beam



B16 Looking Natural



B18 The School Fence



Distressed On Request


**FINISHES / ZINC**



Z1 Light Zinc



Z2 Zinc



Z3 Dark Zinc

**FINISHES / COPPER**



C1 Light Copper



C2 Copper



C3 Dark Copper



**FINISHES / BRASS**

---



B1 Light Brass



B2 Brass



B3 Dark Brass

**FINISHES / LAMINATE**

---



Bianco



Black Soft Touch



Burnt Red Soft Touch



Blue Soft Touch




White Soft Touch

**FINISHES / STONE**

---



Terrazzo



Carrara

**FINISHES / RECLAIMED WOOD FINISH**

---



Foresso Woodagain

**FINISHES / PRINTED GLASS**


---



Antiqued



RAL Colour



Image/Logo





FINISHES / RAL COLOURS



3007 Black Red



3020 Traffic Red



2001 Red Orange



2003 Pastel Orange



1018 Zinc Yellow



1014 Ivory



6019 Pastel Green



6037 Pure Green



6035 Pearl Green



6004 Blue Green



6033 Mint Turquoise



6034 Pastel Turquoise



5012 Light Blue



5022 Night Blue



5008 Grey Blue



3027 Raspberry Red




4005 Blue Lilac



3015 Light Pink



3012 Beige Red



9001 Cream




7035 Light Grey



7031 Blue Grey



7037 Dusty Grey



9005 Jet Black

# metal socks



We offer a range of chairs and barstools that can be finished with metal socks. Here you have eight sock options to suit your design, from antiqued rose for the more industrial styles to the shiny gold. Looking for other styles, get in touch and we'll see what we can do!

# FINISHES



Rose



Chrome



Matt Gold



Antiqued Gold



Shiny Gold



Brushed Gold



Antiqued Rose



Antiqued Chrome



TABLE PLACE CHAIRS \_



Showroom, London

TABLE PLACE CHAIRS \_



additional info \_

## TECHNICAL INFORMATION

All metal framed chairs will have nylon glides as standard and wooden chairs have felt glides as standard. These can be changed on request.

Upholstery can have piping, studs, buttons and stitching designs upon request.

Foam used in commercial contract furniture is fire resistant CMHR foam and sometimes may feel firm. There are different levels of foam we can introduce in layers if a softer feel is required and available on request.

All product dimensions are in inches and will refer to widest point of the product, if there are drawings and further specifications required then samples can be available or full CAD drawings. Most products are available in DWG, 3DS, MAX, SketchUp and REVIT files. Please request an online account set up to download or contact the team if there are any missing.

If power is incorporated in the furniture please specify what you require. Refer to the price list as to what is available but special items are available on request.

Where an item is to be customized and custom to a particular requirement, these will go through our design process and will be agreed on manufacturing drawings, a sign off process will be required and could impact a lead time and cost.

Using some materials on custom items may have to go through a sampling and prototype process, this will affect lead times, costs and will need to be agreed before carrying out.

All prices in USD exclusive of sales tax. This price list supersedes all previous price lists. Valid from April 1st, 2022.

Errors & Omissions Excepted – whilst we have made great efforts to ensure the price list includes accurate data, it may contain some errors or missing information. If you are in doubt, please check before ordering.

Special quotations are valid for 30 days unless otherwise agreed.

## DELIVERY & PACKAGING

### PACKAGING

All packaging is generally taken away and recycled if we are installing the product however we will provide suitable packaging for each product. Our polythene used is PolyLite which cuts down the amount you use and our cardboard and timber packaging is all recyclable.

### PRODUCTION LEAD TIMES

6 – 12 weeks depending on product, customization and project specifications.

Please enquire about stock levels before ordering.

Extended delivery times may occur due to circumstances out of our control.

### SHIPPING

We provide door-to-door shipping service including clearing customs. Please reach out for a quotation.

It is the purchaser's responsibility to ensure that building access is adequate before ordering: furniture cannot be cut down or segmented once manufactured.

Should it be apparent that goods are damaged/faulty in any way, the recipient/customer must inform the supplier within 48 hours of receipt. Extended delivery times may occur due to circumstances out of our control. In the event of a delayed/partial delivery, Table Place Chairs\_have the right to discontinue products or finishes at any time without direct notification to you.

---

## CHANGING & CANCELLING ORDERS

You may amend or cancel an order, or contact Table Place Chairs\_ with corrections to the order confirmation, within 48 hours of the issue of the order acknowledgement (Grace Period) by notifying us in writing of the requested amendment, cancellation or correction.

It is your responsibility to check the order acknowledgement and report any errors within the Grace Period. No amendment or cancellation of the order, or change to the order acknowledgement, may be made after the expiry of the Grace Period except with the written consent of Table Place Chairs\_ . Where consent is given to such amendment or cancellation after the expiry of the Grace Period, there may be a requirement for you to pay additional charges as a condition of its consent.

---

## WARRANTIES

Table Place Chairs\_ offers a standard warranty for structural or manufacturing fault from date of delivery: 2 Years as standard but some products attract a longer warranty and is advised to check at the point of order, If a longer warranty is required please enquire.

This applies only if products have been used within and by standard office conditions. Wear and tear must be expected from normal use and are not covered by the warranty. Due to the organic nature of wood, changes in appearance may appear for solid wood and veneer tops and are not covered by the warranty.

Table Place Chairs\_ reserves the right to refuse replacement or repair if we feel that the product has been abused or has been accidentally damaged by another party. Table Place Chairs\_ also reserves the right to attempt to repair any damaged or faulty products before a decision is made to replace them. In this case, we shall not be liable for any loss occurred by the distributor or customer during this period. Table Place Chairs will not be liable whatsoever for any consequential damage, loss or other expenses whether arising out of contact, negligence or otherwise. Any alterations to our products in any manner will automatically nullify any guarantees offered by Table Place Chairs\_.

---

## DISCLAIMER

This Additional Information is for your convenient reference and does not replace or amend the Terms and Conditions of Sale, which have been provided to you and are binding, upon any order you place with the Table Place Chairs\_.

TABLE PLACE CHAIRS\_



Showroom, London





π ϕ ρ

TABLE PLACE CHAIRS \_

Showroom, London

THE COLLECTION 2022 [tableplacechairs.com/usa](https://tableplacechairs.com/usa)

## Find Us

### London, UK

THE BANKING HALL, 74 GOSWELL ROAD  
CLERKENWELL, LONDON, EC1V 7DA, UK  
T: +44 (0)330 1222 400

### Oxfordshire, UK

177 BROOK DRIVE, MILTON PARK  
ABINGDON, OX14 4SD, UK  
T: +44 (0)330 1222 400

### Milano, Italia

VIA CROCEFISSO, 2 (MI)  
MILANO, ITALIA  
T: + 39 06 6220 5009

### Roma, Italia

VIA DELL'ARTIGIANATO 16, 00030  
SAN CESAREO, ITALY  
T: +39 06 6220 5009

### Baix, France

ZA LA MOTTE  
07210, BAIX, FRANCE  
T: +33 (0) 186 261 155

### New York, USA

COMING SOON

### München, Germany

UNTERFOHRING-MEDIA PARK  
3RD FLOOR, 85774, MUNICH, GERMANY  
T: +39 06 6220 5009

### Indianapolis, USA

10715 ANDRADE DRIVE  
ZIONSVILLE, INDIANA, 46077, USA  
T: 1-833-459-9403 (TOLL FREE NO.)

### Paris, France

COMING SOON

## Say Hello

T: 1-833-459-9403 (Toll Free No.)  
E: [INFO@TABLEPLACECHAIRS.COM](mailto:INFO@TABLEPLACECHAIRS.COM)